



Ministry of National Economy  
of the Republic of Kazakhstan  
Committee on Statistics

[www.stat.gov.kz](http://www.stat.gov.kz)

# Foreign Trade of the Republic of Kazakhstan

## 2014-2018



Nur-Sultan 2019

**Ministry of National economy of the Republic of Kazakhstan  
Committee on Statistics**

In accordance with the Civil Code of the Republic of Kazakhstan (special part), this material is not subject to reproduction (copying); when using statistical information in its publications (editions), reference to the Statistics Committee of the Ministry of National Economy of the Republic of Kazakhstan.

# **Foreign Trade of the Republic of Kazakhstan**

**2014-2018**

**Statistical compilation**

**Nur-Sultan 2019**

Foreign trade of the Republic of Kazakhstan/ Statistical compilation / in the English language / 73 p.

Ministry of National economy of the Republic of Kazakhstan Committee on statistics  
Edited by N.S. Aidapkelov

Electronic version is available on the Internet-resource of the Ministry of National Economy of the Republic of Kazakhstan  
Committee on statistics [www.stat.gov.kz](http://www.stat.gov.kz)

Address: Nur-Sultan, Mangilik el street 8  
House of Ministries, Entrance 4  
Republic of Kazakhstan, 010000  
Ministry of National economy of the Republic of Kazakhstan  
Committee on statistics  
Informational service: +7 7172 749010, 749011  
Fax: +7 7172 749546  
E-mail: [e.stat@economy.gov.kz](mailto:e.stat@economy.gov.kz)  
Internet-resource: <http://stat.gov.kz>

Conventional symbols:

EAEU – Eurasian economic Union

EU – European Union

DPRK - Democratic People's Republic of Korea

UAE - United Arab Emirates

CIS - Commonwealth of Independent States

CNFEA EAEU - Commodity Nomenclature of Foreign Economic Activity of the Eurasian economic Union

USA – United States of America

LPDR – Lao People's Democratic Republic

CAR – Central African Republic

-- it is absent

0,0 - a small quantity

x - data are confidential

... - data are absent

The small discrepancies between total and the sum of summand in some cases can be explained by rounding of data.

## Foreword

Statistical compilation «Foreign trade of the Republic of Kazakhstan» is a systematized publication of the Committee on Statistics of the Ministry of National economy of the Republic of Kazakhstan characterizing the development of the foreign trade and the Republican enterprises with the foreign participation in 2014-2018.

Statistical information is presented in convenient analytical sections, groupings describing the most important trends in the development of foreign trade and joint ventures in Kazakhstan. Correspondence of methodological approaches to the international standards and requirements allows to apply statistical data for the purpose of comparative analysis of economic phenomena in the sphere of foreign economic activity in Kazakhstan.

The given publication provides data on the foreign trade statistics excluding non-organized trade over the period of 2014-2018 as well as data presented by the departmental and national statistical surveys of mutual trade.

The collection contains information in the following sections:

- Foreign merchandise trade;
- Mutual trade of the Eurasian economic Union countries;
- Activities of enterprises with the foreign capital participation.

---

## Content

|   |    |
|---|----|
| Foreign merchandise trade .....   | 5  |
| Methodological explanations for the section «Foreign merchandise trade» ..... | 5  |
| 1. Foreign trade .....  | 6  |
| 2. Mutual trade of the Eurasian economic Union countries.....                 | 62 |
| 3. Activities of enterprises with the foreign capital participation .....     | 67 |

## Foreign merchandise trade

### Methodological explanations for the section «Foreign merchandise trade»

The given publication provides data on the foreign merchandise trade statistics obtained on the basis of processing goods declarations and statistical forms in 2014-2018.

The main indicators taken into account in the foreign trade statistics are:

foreign trade of the Eurasian economic Union is a trade between the states-members of the Eurasian economic Union with the third countries;

mutual trade of the Eurasian economic Union is a trade between the states-members of the Eurasian economic Union.

Merchandise exports is an export from the territory of the state - a member of the Eurasian economic Union of goods that reduce the stock of material resources of the state - a member of the Eurasian economic Union.

Merchandise imports is an import into the territory of the state - a member of the Eurasian economic Union of goods that are added to the stock of material resources of the state - a member of the Eurasian economic Union.

Customs statistics of our Republic keeps records of imports and exports of goods on the basis of the "common" foreign trade accounting system, which takes into consideration all the goods entering the borders of the national territory of the country or leaving them. In this case the state border is the border of the country's statistical territory.

Exports include: goods exported from the territory of the state and placed under the customs procedure of export; goods exported from the territory of the state after the completion of the customs processing procedure on the customs territory; goods exported from the territory of the state after the completion of the customs processing procedure for the domestic consumption; goods exported from the territory of the state and placed under the customs processing procedure outside the customs territory; goods exported from the territory of the state and placed under the customs procedure of re-export; goods exported from the territory of the state and placed under the customs procedure of free trade and sold to individuals leaving the territory of the state; goods exported from the territory of the state and placed under the customs procedure of temporary export for a period of one year or more; goods exported from the territory of the state after the completion of the customs procedure of free warehouse; goods exported from the territory of the state after the completion of the customs procedure of free customs zone.

The main integral components of imports are: goods imported into the territory of the state and placed under the customs production procedure for the domestic consumption; goods imported into the territory of the state and placed under the customs procedure of re-import; goods imported into the territory of the state and placed under the customs processing procedure on the customs territory; goods imported into the

territory of the state after the completion of the customs processing procedure outside the customs territory; goods imported into the territory of the state and placed under the customs processing procedure for the domestic consumption; goods imported into the territory of the state and placed under the customs procedure of customs warehouse; goods imported into the territory of the state and placed under the customs refusal procedure in favor of the state; goods imported into the territory of the state and placed under the customs procedure of free trade; goods imported into the territory of the state and placed under the customs procedure of temporary import for a period of one year or more; goods imported into the territory of the state and placed under the customs procedure of free customs zone; goods imported into the territory of the state and placed under the customs procedure of free warehouse.

The following options are not taken into account: transit through the territory of the state; contemporary import-export for a period of less than one year; destroyed goods; refusal in favor of the state while exporting goods; goods placed in the customs warehouse or free zone and intended for export outside the territory of the state; goods exported from the territory of the customs warehouse and free zone to the territory of the state.

While importing into the territory of the state and exporting from this territory the following goods and types of operation are taken into account in the foreign trade customs statistics: gold, precious metals, which do not serve as a means of payment; securities, banknotes and coins, which are not in circulation; goods supplied under the state programs of aid as grants, humanitarian and technical assistance; barter; military goods; goods moved under the consignment agreements; import of goods as a contribution to the authorized fund and export of goods produced by enterprises with foreign investments; return of goods; goods sent by mail; goods used as carriers of information and software; goods acquired by all categories of visitors, including non-residents, which exceed the quantity and value standards set by legislation, etc.

The following goods and operations are not taken into consideration: goods whose value does not exceed the threshold of statistical observation; currency values, gold, banknotes, which are in circulation; goods purchased by diplomatic missions, armed forces, missions of foreign states on the territory of states for their own need; subscribed periodicals; goods for personal use; goods exported outside the state and intended for the operation of embassies, missions to international organizations and other official representatives of the state abroad; goods supplied in the form of complaint and warranty service; recycling containers; exhibits, etc.

## 1. Foreign trade

### 1.1 Foreign trade by continents and groups of countries

million US dollars

|                              | 2014      | 2015     | 2016     | 2017     | 2018     | 2015 in<br>percen-<br>tage to<br>2014 | 2016 in<br>percen-<br>tage to<br>2015 | 2017 in<br>percen-<br>tage to<br>2016 | 2018 in<br>percen-<br>tage to<br>2017 |
|------------------------------|-----------|----------|----------|----------|----------|---------------------------------------|---------------------------------------|---------------------------------------|---------------------------------------|
| Total                        |           |          |          |          |          |                                       |                                       |                                       |                                       |
| Commodity turnover           | 120 755,3 | 76 523,5 | 62 113,6 | 78 102,9 | 94 769,7 | 63,4                                  | 81,2                                  | 125,7                                 | 121,3                                 |
| Export                       | 79 459,8  | 45 955,8 | 36 736,9 | 48 503,3 | 61 111,2 | 57,8                                  | 79,9                                  | 132,0                                 | 126,0                                 |
| Import                       | 41 295,5  | 30 567,7 | 25 376,7 | 29 599,6 | 33 658,5 | 74,0                                  | 83,0                                  | 116,6                                 | 113,7                                 |
| CIS-Countries                |           |          |          |          |          |                                       |                                       |                                       |                                       |
| Commodity turnover           | 28 599,5  | 20 970,3 | 17 691,2 | 22 430,9 | 25 602,2 | 73,3                                  | 84,4                                  | 126,8                                 | 114,1                                 |
| Export                       | 11 052,5  | 7 908,3  | 6 327,6  | 8 298,9  | 9 568,3  | 71,6                                  | 80,0                                  | 131,2                                 | 115,3                                 |
| Import                       | 17 547,0  | 13 062,0 | 11 363,6 | 14 132,0 | 16 033,9 | 74,4                                  | 87,0                                  | 124,4                                 | 113,5                                 |
| EAEU-Countries               |           |          |          |          |          |                                       |                                       |                                       |                                       |
| Commodity turnover           | 22 095,6  | 16 323,9 | 13 793,7 | 17 780,7 | 20 144,1 | 73,9                                  | 84,5                                  | 128,9                                 | 113,3                                 |
| Export                       | 7 155,1   | 5 120,3  | 3 930,2  | 5 262,5  | 6 046,7  | 71,6                                  | 76,8                                  | 133,9                                 | 114,9                                 |
| Import                       | 14 940,5  | 11 203,6 | 9 863,5  | 12 518,2 | 14 097,4 | 75,0                                  | 88,0                                  | 126,9                                 | 112,6                                 |
| Countries outside the EAEU   |           |          |          |          |          |                                       |                                       |                                       |                                       |
| Commodity turnover           | 6 503,9   | 4 646,4  | 3 897,5  | 4 650,2  | 5 458,1  | 71,4                                  | 83,9                                  | 119,3                                 | 117,4                                 |
| Export                       | 3 897,4   | 2 788,0  | 2 397,4  | 3 036,4  | 3 521,6  | 71,5                                  | 86,0                                  | 126,7                                 | 116,0                                 |
| Import                       | 2 606,5   | 1 858,4  | 1 500,1  | 1 613,8  | 1 936,5  | 71,3                                  | 80,7                                  | 107,6                                 | 120,0                                 |
| Other countries of the world |           |          |          |          |          |                                       |                                       |                                       |                                       |
| Commodity turnover           | 92 155,8  | 55 553,2 | 44 422,4 | 55 672,0 | 69 167,5 | 60,3                                  | 80,0                                  | 125,3                                 | 124,2                                 |
| Export                       | 68 407,3  | 38 047,5 | 30 409,3 | 40 204,4 | 51 542,9 | 55,6                                  | 79,9                                  | 132,2                                 | 128,2                                 |
| Import                       | 23 748,5  | 17 505,7 | 14 013,1 | 15 467,6 | 17 624,6 | 73,7                                  | 80,0                                  | 110,4                                 | 113,9                                 |
| Europe                       |           |          |          |          |          |                                       |                                       |                                       |                                       |
| Commodity turnover           | 58 172,1  | 34 215,1 | 27 034,7 | 33 364,7 | 40 846,2 | 58,8                                  | 79,0                                  | 123,4                                 | 122,4                                 |
| Export                       | 49 273,7  | 27 138,1 | 21 147,3 | 27 388,8 | 33 943,4 | 55,1                                  | 77,9                                  | 129,5                                 | 123,9                                 |
| Import                       | 8 898,4   | 7 077,0  | 5 887,4  | 5 975,9  | 6 902,8  | 79,5                                  | 83,2                                  | 101,5                                 | 115,5                                 |
| EU Countries                 |           |          |          |          |          |                                       |                                       |                                       |                                       |
| Commodity turnover           | 53 316,0  | 31 325,1 | 24 372,1 | 30 015,8 | 37 669,0 | 58,8                                  | 77,8                                  | 123,2                                 | 125,5                                 |
| Export                       | 44 681,1  | 24 445,5 | 18 680,1 | 24 276,4 | 31 023,6 | 54,7                                  | 76,4                                  | 130,0                                 | 127,8                                 |
| Import                       | 8 634,9   | 6 879,6  | 5 692,0  | 5 739,4  | 6 645,4  | 79,7                                  | 82,7                                  | 100,8                                 | 115,8                                 |
| Countries outside the EU     |           |          |          |          |          |                                       |                                       |                                       |                                       |
| Commodity turnover           | 4 856,1   | 2 890,0  | 2 662,6  | 3 348,9  | 3 177,2  | 59,5                                  | 92,1                                  | 125,8                                 | 94,9                                  |
| Export                       | 4 592,6   | 2 692,6  | 2 467,2  | 3 112,4  | 2 919,8  | 58,6                                  | 91,6                                  | 126,2                                 | 93,8                                  |
| Import                       | 263,5     | 197,4    | 195,4    | 236,5    | 257,4    | 74,9                                  | 99,0                                  | 121,0                                 | 108,8                                 |
| Asia                         |           |          |          |          |          |                                       |                                       |                                       |                                       |
| Commodity turnover           | 29 665,0  | 18 235,0 | 14 482,2 | 19 571,0 | 24 872,2 | 61,5                                  | 79,4                                  | 135,1                                 | 127,1                                 |
| Export                       | 17 815,4  | 10 077,7 | 8 253,1  | 11 999,0 | 16 044,1 | 56,6                                  | 81,9                                  | 145,4                                 | 133,7                                 |
| Import                       | 11 849,6  | 8 157,3  | 6 229,1  | 7 572,0  | 8 828,1  | 68,8                                  | 76,4                                  | 121,6                                 | 116,6                                 |
| America                      |           |          |          |          |          |                                       |                                       |                                       |                                       |
| Commodity turnover           | 3 886,1   | 2 811,7  | 2 617,3  | 2 352,3  | 2 826,0  | 72,4                                  | 93,1                                  | 89,9                                  | 120,1                                 |
| Export                       | 1 187,4   | 760,7    | 914,9    | 643,8    | 1 169,9  | 64,1                                  | 120,3                                 | 70,4                                  | 181,7                                 |
| Import                       | 2 698,7   | 2 051,0  | 1 702,4  | 1 708,5  | 1 656,1  | 76,0                                  | 83,0                                  | 100,4                                 | 96,9                                  |
| Africa                       |           |          |          |          |          |                                       |                                       |                                       |                                       |
| Commodity turnover           | 336,0     | 215,5    | 249,6    | 353,7    | 583,1    | 64,1                                  | 115,8                                 | 141,7                                 | 164,9                                 |
| Export                       | 122,1     | 64,0     | 88,1     | 168,6    | 379,1    | 52,4                                  | 137,7                                 | 191,4                                 | 224,9                                 |
| Import                       | 213,9     | 151,5    | 161,5    | 185,1    | 204,0    | 70,8                                  | 106,6                                 | 114,6                                 | 110,2                                 |
| Australia and Oceania        |           |          |          |          |          |                                       |                                       |                                       |                                       |
| Commodity turnover           | 96,6      | 75,9     | 38,6     | 30,3     | 39,9     | 78,6                                  | 50,9                                  | 78,5                                  | 131,7                                 |
| Export                       | 8,7       | 7,0      | 5,9      | 4,2      | 6,2      | 80,5                                  | 84,3                                  | 71,2                                  | 147,6                                 |
| Import                       | 87,9      | 68,9     | 32,7     | 26,1     | 33,7     | 78,4                                  | 47,5                                  | 79,8                                  | 129,1                                 |

## 1.2 Export by countries

million US dollars

| Name of the country          | 2014     | 2015     | 2016     | 2017     | 2018     |
|------------------------------|----------|----------|----------|----------|----------|
| Total                        | 79 459,8 | 45 955,8 | 36 736,9 | 48 503,3 | 61 111,2 |
| CIS-Countries                | 11 052,5 | 7 908,3  | 6 327,6  | 8 298,9  | 9 568,3  |
| EAEU-Countries               | 7 155,1  | 5 120,3  | 3 930,2  | 5 262,5  | 6 046,8  |
| Armenia                      | 0,4      | 0,7      | 0,6      | 5,6      | 4,9      |
| Belarus                      | 61,3     | 53,5     | 47,2     | 101,2    | 105,1    |
| Kyrgyzstan                   | 704,8    | 518,5    | 437,2    | 516,7    | 656,9    |
| Russia                       | 6 388,5  | 4 547,6  | 3 445,2  | 4 639,0  | 5 279,9  |
| Countries outside the EAEU   | 3 897,4  | 2 788,0  | 2 397,4  | 3 036,4  | 3 521,6  |
| Azerbaijan                   | 220,1    | 109,8    | 106,4    | 105,9    | 175,1    |
| Moldova                      | 47,7     | 28,8     | 18,1     | 29,0     | 35,7     |
| Tajikistan                   | 518,9    | 418,8    | 371,9    | 458,6    | 524,0    |
| Turkmenistan                 | 353,8    | 114,6    | 69,1     | 55,5     | 86,7     |
| Uzbekistan                   | 1 083,9  | 942,3    | 925,2    | 1 249,2  | 1 639,7  |
| Ukraine                      | 1 673,0  | 1 173,7  | 906,7    | 1 138,2  | 1 060,5  |
| Other countries of the world | 68 407,3 | 38 047,5 | 30 409,3 | 40 204,4 | 51 542,9 |
| Europe                       | 49 273,7 | 27 138,1 | 21 147,3 | 27 388,8 | 33 943,4 |
| EU Countries                 | 44 681,1 | 24 445,5 | 18 680,1 | 24 276,4 | 31 023,6 |
| Austria                      | 2 854,2  | 423,5    | 46,5     | 3,4      | 5,8      |
| Belgium                      | 254,5    | 101,6    | 137,0    | 158,1    | 300,9    |
| Bulgaria                     | 39,1     | 80,0     | 87,5     | 204,0    | 183,4    |
| Hungary                      | 53,5     | 19,7     | 14,3     | 39,2     | 26,2     |
| Germany                      | 444,7    | 342,6    | 262,2    | 418,0    | 462,8    |
| Greece                       | 1 945,5  | 1 259,9  | 871,0    | 964,0    | 1 213,5  |
| Denmark                      | 72,1     | 40,4     | 30,9     | 69,9     | 6,5      |
| Ireland                      | 2,5      | 0,8      | 0,0      | 0,4      | 0,1      |
| Spain                        | 2 363,2  | 1 219,1  | 989,1    | 1 444,3  | 1 862,1  |
| Italy                        | 16 051,6 | 8 136,3  | 7 481,7  | 8 667,3  | 11 734,3 |
| Cyprus                       | 1,4      | 0,3      | 6,5      | 31,0     | 18,8     |
| Lithuania                    | 285,1    | 100,6    | 240,9    | 554,4    | 660,8    |
| Luxembourg                   | 0,0      | 0,0      | 0,0      | 0,1      | 0,0      |
| Malta                        | 6,6      | 591,7    | 253,5    | 216,8    | 34,6     |
| Netherlands                  | 8 724,2  | 4 981,0  | 3 255,8  | 4 747,9  | 6 186,1  |
| Poland                       | 595,7    | 789,2    | 528,7    | 574,4    | 891,2    |
| Portugal                     | 866,5    | 642,1    | 355,7    | 595,6    | 380,8    |
| The Republic of Latvia       | 263,4    | 121,1    | 93,5     | 74,4     | 56,5     |
| Romania                      | 3 153,0  | 1 343,4  | 842,7    | 925,6    | 1 497,8  |
| Slovakia                     | 40,4     | 7,7      | 8,3      | 14,5     | 8,1      |
| Slovenia                     | 24,0     | 18,2     | 23,8     | 26,6     | 10,9     |
| United Kingdom               | 631,5    | 828,8    | 889,4    | 926,7    | 784,9    |
| Finland                      | 893,6    | 287,6    | 217,7    | 175,9    | 125,2    |
| France                       | 4 690,3  | 2 681,3  | 1 791,8  | 2 860,7  | 3 839,2  |
| Croatia                      | 232,8    | 134,8    | 31,9     | 304,1    | 341,6    |
| Czech Republic               | 96,0     | 90,7     | 65,8     | 77,3     | 80,4     |
| Sweden                       | 94,3     | 187,8    | 145,5    | 190,8    | 306,4    |
| Estonia                      | 1,4      | 15,0     | 8,3      | 11,2     | 4,8      |
| Countries outside the EU     | 4 592,6  | 2 692,6  | 2 467,2  | 3 112,4  | 2 919,8  |
| Albania                      |          |          | 1,2      | 2,1      |          |
| Bosnia and Herzegovina       | 0,0      |          |          | 0,2      |          |
| Guernsey                     |          |          | 2,5      |          |          |
| Gibraltar (Britain)          | 50,5     |          | 0,7      | 0,7      |          |
| Iceland                      | 0,0      |          |          | 1,5      |          |
| Liechtenstein                | 0,0      | 0,0      |          | 0,0      | 0,0      |
| Macedonia                    |          | 0,1      | 0,3      | 0,1      | 0,4      |
| Monaco                       |          |          | 0,0      | 0,0      | 0,0      |
| Norway                       | 2,4      | 1,9      | 8,1      | 6,6      | 15,2     |

Continuation

| Name of the country      | 2014     | 2015     | 2016    | 2017     | 2018     |
|--------------------------|----------|----------|---------|----------|----------|
| Serbia                   | 0,4      | 27,6     | 1,2     | 0,5      | 3,6      |
| Montenegro               |          | 3,7      | 10,3    |          | 0,0      |
| Switzerland              | 4 539,2  | 2 659,3  | 2 442,8 | 3 100,7  | 2 900,4  |
| Asia                     | 17 815,4 | 10 077,7 | 8 253,1 | 11 999,0 | 16 044,1 |
| Afghanistan              | 333,5    | 372,4    | 486,3   | 562,5    | 517,6    |
| Bangladesh               | 0,1      | 0,1      | 1,2     | 1,2      | 1,9      |
| Bahrain                  | 0,1      | 0,0      | 0,0     | 0,2      | 1,8      |
| Brunei Darussalam        | 0,2      | 0,0      | 0,0     | 0,0      | 0,0      |
| Vietnam                  | 1,7      | 10,4     | 167,5   | 277,7    | 179,0    |
| Hong Kong                | 19,3     | 17,3     | 10,3    | 14,9     | 13,7     |
| Georgia                  | 32,7     | 23,8     | 19,4    | 38,7     | 52,2     |
| Israel                   | 1 479,6  | 219,1    | 235,6   | 130,7    | 397,9    |
| India                    | 1 083,3  | 220,1    | 411,1   | 733,3    | 953,4    |
| Indonesia                | 4,1      | 18,9     | 1,2     | 4,3      | 10,3     |
| Jordan                   | 15,4     | 0,0      | 0,0     | 0,0      | 5,3      |
| Iraq                     | 6,7      | 9,7      | 5,1     | 2,9      | 3,3      |
| Iran, Islamic Republic   | 892,5    | 565,8    | 550,5   | 484,0    | 429,4    |
| Cambodia                 |          | 0,0      | 0,0     |          |          |
| Qatar                    | 0,1      | 0,0      | 1,0     | 0,1      | 0,2      |
| China                    | 9 799,4  | 5 480,1  | 4 228,4 | 5 798,0  | 6 307,5  |
| DPRK                     |          | 1,5      |         |          |          |
| Kuwait                   | 0,2      | 0,3      | 0,1     | 1,4      | 0,3      |
| Lebanon                  | 4,1      | 1,9      | 8,9     | 2,9      | 8,5      |
| LPDR                     |          | 0,0      |         |          |          |
| Macao                    |          |          |         | 0,0      |          |
| Malaysia                 | 0,5      | 0,7      | 0,1     | 13,2     | 351,7    |
| Mongolia                 | 58,3     | 53,5     | 77,1    | 72,5     | 73,2     |
| Myanmar                  |          | 0,0      |         |          | 0,0      |
| Nepal                    | 0,0      | 0,0      |         | 0,0      | 0,0      |
| UAE                      | 83,8     | 42,5     | 305,2   | 558,8    | 412,7    |
| Oman                     | 0,6      | 0,3      | 0,3     | 0,9      | 1,1      |
| Pakistan                 | 2,9      | 1,5      | 2,7     | 5,5      | 2,3      |
| The Republic of Korea    | 872,6    | 769,9    | 223,5   | 1 128,2  | 2 975,9  |
| Saudi Arabia             | 1,6      | 5,4      | 39,2    | 15,8     | 8,1      |
| Singapore                | 102,4    | 122,8    | 54,2    | 86,5     | 482,6    |
| Syrian Arab Republic     | 0,8      |          | 0,3     |          |          |
| Taiwan (China)           | 3,9      | 1,8      | 2,3     | 2,6      | 6,2      |
| Thailand                 | 0,7      | 2,7      | 7,4     | 1,2      | 0,2      |
| Turkey                   | 2 272,4  | 1 275,6  | 851,0   | 1 150,6  | 1 238,6  |
| Philippines              | 0,0      | 0,0      | 0,0     | 19,0     | 103,8    |
| Sri Lanka                | 0,6      | 0,8      | 4,0     | 5,1      | 2,7      |
| Japan                    | 741,0    | 858,6    | 558,8   | 886,5    | 1 503,0  |
| America                  | 1 187,4  | 760,7    | 914,9   | 643,8    | 1 169,9  |
| Argentina                | 3,5      | 5,1      | 1,7     | 7,6      | 4,2      |
| Bermudas                 | 4,5      |          |         |          |          |
| Bolivia                  | 0,0      | 0,0      | 0,0     | 0,1      | 0,1      |
| Brazil                   | 61,6     | 58,9     | 25,8    | 23,7     | 50,9     |
| Venezuela                | 0,0      | 2,7      | 0,1     | 0,5      | 0,0      |
| Virgin Islands (British) | 0,0      | 0,5      | 0,3     | 0,2      |          |
| Virgin Islands, USA      | 0,6      |          |         |          |          |
| Guatemala                |          |          |         |          | 0,2      |
| Dominican Republic       | 0,0      |          | 0,2     | 2,1      | 4,3      |
| Canada                   | 704,6    | 257,3    | 272,7   | 217,1    | 149,3    |
| Columbia                 | 0,1      | 0,5      | 0,0     | 0,1      | 0,2      |
| Costa Rica               | 0,0      |          |         |          |          |
| Cuba                     |          |          | 0,0     | 0,0      | 0,0      |
| Mexico                   | 0,8      | 0,3      | 0,7     | 1,7      | 3,2      |

Continuation

| Name of the country              | 2014  | 2015  | 2016  | 2017  | 2018  |
|----------------------------------|-------|-------|-------|-------|-------|
| Panama                           | 0,0   |       | 0,0   | 0,1   | 0,1   |
| Peru                             | 0,0   |       | 0,1   | 0,0   | 0,3   |
| USA                              | 411,5 | 434,4 | 613,0 | 390,4 | 955,2 |
| Trinidad and Tobago              | 0,0   | 0,0   | 0,0   | 0,0   | 0,0   |
| Uruguay                          |       | 0,0   | 0,0   |       | 0,0   |
| Chile                            |       | 0,8   |       | 0,0   | 0,0   |
| Ecuador                          | 0,0   | 0,1   | 0,3   | 0,1   | 1,7   |
| Jamaica                          |       |       |       | 0,0   |       |
| Africa                           | 122,1 | 64,0  | 88,1  | 168,6 | 379,1 |
| Algeria                          | 0,1   | 0,0   | 0,5   | 82,1  | 146,7 |
| Angola                           | 1,4   | 0,0   | 0,0   | 0,1   | 0,2   |
| Benin                            |       | 1,7   | 2,5   | 3,1   | 2,5   |
| Gabon                            | 0,3   | 0,2   | 0,0   | 0,0   | 0,0   |
| Gambia                           |       |       |       |       | 0,0   |
| Ghana                            |       | 0,0   | 0,9   | 0,0   | 0,4   |
| Guinea                           |       | 0,0   |       |       |       |
| Democratic Republic of the Congo | 0,0   | 0,1   | 0,0   |       | 0,1   |
| Djibouti                         |       |       |       |       | 0,0   |
| Egypt                            | 15,4  | 13,8  | 38,3  | 11,6  | 16,7  |
| Cameroon                         | 0,0   |       | 0,0   | 0,1   | 0,0   |
| Kenya                            | 0,0   | 0,0   | 1,3   | 0,0   |       |
| Congo                            | 0,3   | 0,2   | 0,2   | 0,1   | 0,0   |
| Côte d'Ivoire                    | 0,0   | 0,1   | 0,0   | 0,2   | 0,1   |
| Libya                            | 1,7   | 0,0   | 0,0   | 0,0   | 0,0   |
| Mauritania                       |       | 0,0   | 0,0   |       |       |
| Madagascar                       | 3,2   | 4,8   |       |       |       |
| Malawi                           |       |       |       | 0,0   |       |
| Mali                             |       |       |       |       | 0,0   |
| Morocco                          | 74,5  | 25,7  | 23,4  | 51,4  | 133,1 |
| Mozambique                       | 0,1   |       | 0,0   | 0,0   | 0,0   |
| Namibia                          | 1,5   | 1,7   | 0,3   |       |       |
| Nigeria                          | 0,1   | 1,1   | 0,0   | 0,1   | 0,0   |
| Seychelles                       |       | 0,0   |       |       |       |
| Senegal                          | 0,0   | 9,4   | 5,7   | 2,4   | 13,2  |
| Somalia                          |       | 4,3   | 0,7   |       |       |
| Sudan                            | 14,5  |       | 0,9   | 0,9   |       |
| Tanzania, United Republic of     | 0,1   | 0,0   | 0,0   | 0,0   |       |
| Togo                             |       |       |       | 0,0   | 1,4   |
| Tunisia                          | 8,6   | 0,6   | 9,8   | 10,0  | 39,9  |
| Uganda                           | 0,0   |       |       |       |       |
| CAR                              |       |       | 0,0   |       |       |
| Chad                             | 0,2   | 0,0   |       | 0,0   | 0,0   |
| Equatorial Guinea                | 0,0   |       |       |       |       |
| Ethiopia                         |       |       | 0,4   |       |       |
| South Africa                     | 0,2   |       | 3,0   | 6,7   | 24,6  |
| Australia and Oceania            | 8,7   | 7,0   | 5,9   | 4,2   | 6,2   |
| Australia                        | 8,7   | 7,0   | 5,9   | 4,1   | 6,2   |
| New Zealand                      | 0,0   | 0,0   | 0,0   | 0,1   | 0,0   |
| Papua New Guinea                 |       |       | 0,0   | 0,0   |       |
| Tuvalu                           |       |       |       |       | 0,0   |

### 1.3 Import by countries

million US dollars

| Name of the country            | 2014     | 2015     | 2016     | 2017     | 2018     |
|--------------------------------|----------|----------|----------|----------|----------|
| Total                          | 41 295,5 | 30 567,7 | 25 376,7 | 29 599,6 | 33 658,5 |
| CIS-Countries                  | 17 547,0 | 13 062,0 | 11 363,6 | 14 132,0 | 16 033,9 |
| EAEU-Countries                 | 14 940,5 | 11 203,6 | 9 863,5  | 12 518,2 | 14 097,4 |
| Armenia                        | 7,8      | 4,3      | 4,8      | 5,0      | 9,0      |
| Belarus                        | 773,8    | 488,0    | 339,0    | 531,7    | 607,3    |
| Kyrgyzstan                     | 351,2    | 182,0    | 231,4    | 248,5    | 243,6    |
| Russia                         | 13 807,7 | 10 529,3 | 9 288,3  | 11 733,0 | 13 237,5 |
| Countries outside the EAEU     | 2 606,5  | 1 858,4  | 1 500,1  | 1 613,8  | 1 936,5  |
| Azerbaijan                     | 32,0     | 15,7     | 30,2     | 33,8     | 46,2     |
| Moldova                        | 45,9     | 60,6     | 13,7     | 14,3     | 17,2     |
| Tajikistan                     | 180,9    | 164,9    | 218,4    | 323,1    | 317,9    |
| Turkmenistan                   | 121,2    | 63,7     | 214,4    | 44,2     | 11,4     |
| Uzbekistan                     | 1 017,7  | 725,7    | 587,8    | 736,2    | 1 155,3  |
| Ukraine                        | 1 208,8  | 827,8    | 435,6    | 462,2    | 388,4    |
| Other countries of the world   | 23 748,5 | 17 505,7 | 14 013,1 | 15 467,6 | 17 624,6 |
| Europe                         | 8 898,4  | 7 077,0  | 5 887,4  | 5 975,9  | 6 902,8  |
| EU Countries                   | 8 634,9  | 6 879,6  | 5 692,0  | 5 739,4  | 6 645,4  |
| Austria                        | 278,9    | 190,8    | 149,8    | 153,3    | 172,2    |
| Belgium                        | 216,4    | 164,9    | 163,2    | 128,5    | 153,9    |
| Bulgaria                       | 56,2     | 32,8     | 22,2     | 37,3     | 29,7     |
| Hungary                        | 137,0    | 86,6     | 98,9     | 117,3    | 113,0    |
| Germany                        | 2 314,6  | 1 986,0  | 1 442,6  | 1 485,1  | 1 640,0  |
| Greece                         | 42,9     | 19,0     | 13,2     | 16,6     | 19,5     |
| Denmark                        | 68,4     | 72,7     | 60,6     | 92,6     | 77,5     |
| Ireland                        | 182,8    | 180,5    | 139,2    | 119,4    | 118,3    |
| Spain                          | 378,6    | 220,0    | 355,4    | 254,3    | 179,1    |
| Italy                          | 1 037,5  | 1 174,5  | 835,7    | 945,9    | 1 485,5  |
| Cyprus                         | 2,4      | 2,7      | 0,5      | 2,1      | 1,5      |
| Lithuania                      | 150,1    | 220,7    | 83,5     | 166,6    | 66,4     |
| Luxembourg                     | 13,4     | 11,4     | 18,3     | 3,8      | 6,3      |
| Malta                          | 1,0      | 0,7      | 0,1      | 0,3      | 0,3      |
| Netherlands                    | 308,7    | 312,2    | 281,5    | 282,0    | 307,8    |
| Poland                         | 429,3    | 340,9    | 254,4    | 327,6    | 283,6    |
| Portugal                       | 20,8     | 15,8     | 14,7     | 18,1     | 17,7     |
| The Republic of Latvia         | 60,9     | 40,1     | 32,8     | 23,8     | 25,8     |
| Romania                        | 119,4    | 76,7     | 78,5     | 66,7     | 177,4    |
| Slovakia                       | 146,2    | 67,2     | 29,7     | 38,5     | 53,4     |
| Slovenia                       | 95,3     | 74,9     | 75,3     | 86,2     | 65,3     |
| United Kingdom                 | 578,9    | 402,8    | 372,5    | 359,1    | 459,1    |
| Finland                        | 262,1    | 179,5    | 124,3    | 132,0    | 146,3    |
| France                         | 1 085,4  | 670,6    | 661,0    | 535,3    | 657,5    |
| Croatia                        | 17,7     | 11,1     | 6,6      | 12,9     | 11,5     |
| Czech Republic                 | 357,3    | 181,1    | 186,4    | 190,1    | 211,9    |
| Sweden                         | 216,4    | 107,5    | 165,5    | 123,5    | 142,8    |
| Estonia                        | 56,3     | 35,9     | 25,6     | 20,5     | 22,2     |
| Countries outside the EU       | 263,5    | 197,4    | 195,4    | 236,5    | 257,4    |
| Aland Islands                  | 0,0      | 0,0      |          |          |          |
| Albania                        | 0,8      | 0,6      | 0,4      | 0,5      | 0,7      |
| Andorra                        | 0,0      | 0,0      | 0,0      | 0,0      | 0,0      |
| Bosnia and Herzegovina         | 1,1      | 0,8      | 0,8      | 0,5      | 0,7      |
| British Indian Ocean Territory |          |          |          |          | 0,0      |
| Bouvet                         |          |          | 0,0      |          |          |
| Vatican, State of the City     | 0,0      |          |          |          |          |
| Gibraltar (Britain)            | 0,0      |          | 0,0      | 0,0      | 0,0      |
| Jersey                         | 0,0      |          |          |          |          |
| Iceland                        | 2,9      | 2,7      | 2,4      | 4,4      | 5,9      |
| Liechtenstein                  | 0,5      | 0,4      | 0,5      | 1,1      | 1,0      |
| Macedonia                      | 3,2      | 1,9      | 3,5      | 2,6      | 1,1      |

Continuation

| Name of the country    | 2014     | 2015    | 2016    | 2017    | 2018    |
|------------------------|----------|---------|---------|---------|---------|
| Monaco                 | 0,1      | 0,3     | 0,2     | 0,1     | 0,1     |
| Norway                 | 49,1     | 31,5    | 51,4    | 46,2    | 44,7    |
| San Marino             | 1,9      | 1,7     | 1,0     | 1,1     | 1,5     |
| Serbia                 | 19,7     | 28,4    | 25,1    | 41,5    | 25,1    |
| Faroe islands          | 0,0      | 0,1     |         | 0,4     | 0,1     |
| French southern lands  |          |         |         |         | 0,0     |
| Montenegro             | 2,0      | 0,0     | 0,4     | 1,3     | 0,0     |
| Switzerland            | 182,2    | 129,1   | 109,6   | 136,8   | 176,5   |
| Asia                   | 11 849,6 | 8 157,3 | 6 229,1 | 7 572,0 | 8 828,1 |
| Afghanistan            | 3,2      | 2,0     | 2,5     | 2,1     | 4,2     |
| Bangladesh             | 41,7     | 45,1    | 36,0    | 45,8    | 48,2    |
| Bahrain                | 1,5      | 0,8     | 0,9     | 2,1     | 0,0     |
| Brunei Darussalam      | 0,0      | 0,0     |         | 0,0     |         |
| Butane                 |          | 0,0     |         |         |         |
| Vietnam                | 269,9    | 195,5   | 198,8   | 276,5   | 288,2   |
| Hong Kong              | 11,2     | 7,7     | 9,1     | 7,2     | 12,4    |
| Georgia                | 70,2     | 39,0    | 21,7    | 25,9    | 33,0    |
| Yemen                  | 0,0      | 0,0     | 0,0     |         | 0,0     |
| Israel                 | 141,9    | 86,9    | 66,1    | 47,7    | 63,2    |
| India                  | 259,9    | 241,8   | 203,9   | 212,5   | 242,9   |
| Indonesia              | 35,1     | 31,0    | 18,2    | 43,3    | 122,5   |
| Jordan                 | 1,0      | 0,8     | 0,3     | 0,6     | 0,6     |
| Iraq                   |          | 0,0     | 0,0     |         |         |
| Iran, Islamic Republic | 93,8     | 69,8    | 45,7    | 68,1    | 89,7    |
| Cambodia               | 5,8      | 5,0     | 4,3     | 4,8     | 7,2     |
| Qatar                  | 0,3      | 0,4     | 0,1     | 0,0     | 0,2     |
| China                  | 7 357,2  | 5 087,8 | 3 668,0 | 4 695,0 | 5 384,2 |
| DPRK                   | 5,5      | 0,5     | 0,2     | 0,6     | 0,2     |
| Kuwait                 | 0,1      | 0,0     | 0,0     | 0,0     | 0,0     |
| Lebanon                | 1,0      | 0,5     | 0,4     | 0,4     | 0,2     |
| LPDR                   | 0,1      | 0,1     | 0,1     | 0,4     | 0,6     |
| Macao                  | 0,0      | 0,0     | 0,0     | 0,0     | 0,0     |
| Malaysia               | 104,7    | 96,3    | 82,8    | 110,2   | 126,1   |
| Maldives               | 0,0      | 0,0     |         |         |         |
| Mongolia               | 0,6      | 1,1     | 0,9     | 2,3     | 2,8     |
| Myanmar                | 0,3      | 0,2     | 0,4     | 1,4     | 2,4     |
| Nepal                  | 0,0      | 0,0     | 0,0     | 0,1     | 0,1     |
| UAE                    | 69,1     | 67,1    | 69,0    | 84,3    | 71,5    |
| Oman                   | 0,2      | 0,0     | 0,1     | 0,1     | 1,4     |
| Pakistan               | 30,7     | 32,9    | 23,0    | 22,9    | 27,1    |
| Palestine, the State   | 0,0      | 0,0     | 0,0     | 0,1     | 0,2     |
| The Republic of Korea  | 1 067,0  | 607,0   | 453,0   | 567,3   | 921,2   |
| Saudi Arabia           | 11,8     | 10,9    | 5,0     | 7,4     | 11,4    |
| Singapore              | 91,1     | 66,3    | 37,2    | 37,3    | 39,8    |
| Syrian Arab Republic   | 0,0      | 0,0     | 0,1     | 0,3     | 0,0     |
| Taiwan (China)         | 65,5     | 44,3    | 28,9    | 50,1    | 43,7    |
| Thailand               | 139,5    | 73,3    | 66,3    | 92,1    | 104,1   |
| Turkey                 | 1 019,4  | 741,9   | 618,3   | 729,6   | 655,3   |
| Philippines            | 18,0     | 10,5    | 9,9     | 13,9    | 15,8    |
| Sri Lanka              | 7,1      | 6,2     | 4,9     | 5,7     | 5,4     |
| Japan                  | 924,8    | 584,5   | 552,9   | 413,9   | 502,0   |
| America                | 2 698,7  | 2 051,0 | 1 702,4 | 1 708,5 | 1 656,1 |
| Anguilla (Britain)     | 0,1      | 0,0     | 0,0     | 0,0     | 0,0     |
| Antigua and Barbuda    | 0,0      | 0,0     |         |         |         |
| Argentina              | 25,9     | 18,5    | 10,6    | 31,0    | 22,0    |
| Bahamas                | 0,0      | 0,0     | 0,0     | 0,0     | 0,0     |
| Barbados               | 0,0      | 0,0     | 0,0     | 0,0     | 0,0     |
| Belize                 | 0,0      | 0,0     | 0,0     | 0,0     | 0,0     |
| Bermudas               | 0,0      | 0,0     | 0,0     | 0,0     | 0,0     |
| Bolivia                | 0,6      | 1,1     | 0,2     | 0,1     | 0,0     |

Continuation

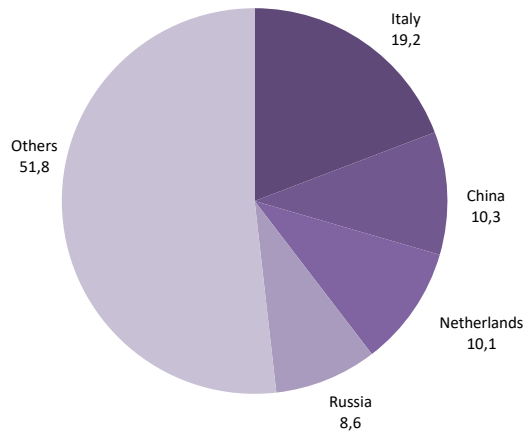
| Name of the country               | 2014    | 2015    | 2016    | 2017    | 2018    |
|-----------------------------------|---------|---------|---------|---------|---------|
| Brazil                            | 256,0   | 127,7   | 156,1   | 111,5   | 102,1   |
| Venezuela                         | 0,0     | 0,0     | 0,0     | 0,0     | 0,0     |
| Virgin Islands (British)          | 0,3     | 0,4     | 0,1     | 0,2     |         |
| Virgin Islands, USA               |         |         | 0,0     |         | 0,0     |
| Guyana                            | 0,0     | 0,0     | 0,0     | 0,0     | 0,0     |
| Haiti                             | 0,0     | 0,0     | 0,0     | 0,0     | 0,0     |
| Guatemala                         | 40,9    | 16,6    | 22,8    | 19,8    | 0,1     |
| Honduras                          | 0,0     | 0,1     | 0,0     | 0,0     | 0,0     |
| Grenada                           |         | 0,0     | 0,0     |         |         |
| Greenland                         | 0,0     |         |         |         |         |
| Dominica                          | 0,0     | 0,0     | 0,0     | 0,0     | 0,0     |
| Dominican Republic                | 0,5     | 0,5     | 0,7     | 0,5     | 0,6     |
| Cayman Islands (Britain)          | 0,0     | 0,0     |         |         |         |
| Canada                            | 177,5   | 254,7   | 111,2   | 154,2   | 108,8   |
| Columbia                          | 5,4     | 4,8     | 4,0     | 3,3     | 4,0     |
| Costa Rica                        | 3,7     | 4,4     | 0,8     | 1,0     | 1,5     |
| Cuba                              | 15,7    | 8,6     | 9,8     | 23,9    | 12,4    |
| Small Pacific outlying islands SS |         | 0,0     |         |         |         |
| Martinique                        |         | 0,0     |         |         | 0,0     |
| Mexico                            | 120,2   | 71,2    | 65,4    | 65,9    | 76,5    |
| Montserrat                        |         | 0,0     |         |         |         |
| Nicaragua                         | 0,0     | 0,0     | 0,0     | 0,0     | 0,0     |
| Turks and Caicos Islands          | 0,0     | 0,0     | 0,0     | 0,0     |         |
| Panama                            | 0,4     | 0,2     | 0,0     | 0,0     | 0,2     |
| Paraguay                          | 5,2     | 6,0     | 2,0     | 1,7     | 5,6     |
| Peru                              | 4,0     | 3,7     | 2,3     | 6,1     | 3,2     |
| Puerto rico                       | 13,4    | 12,7    | 7,5     | 9,2     | 10,2    |
| Salvador                          | 0,0     | 0,0     | 0,0     | 0,0     | 0,0     |
| Saint Barthelemy                  |         |         |         |         | 0,0     |
| Saint Vincent and the Grenadines  |         |         |         | 0,0     | 0,0     |
| Saint Kitts and Nevis             |         | 0,0     |         |         | 0,0     |
| Saint Lucia                       | 0,0     | 0,0     |         |         |         |
| Suriname                          | 0,0     |         | 0,0     | 0,0     | 0,0     |
| USA                               | 1 979,7 | 1 471,6 | 1 269,6 | 1 245,1 | 1 268,2 |
| Trinidad and Tobago               | 0,0     | 0,1     | 0,0     | 0,2     | 0,0     |
| Uruguay                           | 2,6     | 2,7     | 0,6     | 1,7     | 1,7     |
| Falkland Islands (Malvinas)       | 0,0     |         |         |         |         |
| Chile                             | 9,9     | 12,4    | 6,0     | 7,1     | 8,3     |
| Ecuador                           | 36,3    | 32,8    | 32,8    | 25,8    | 30,6    |
| Jamaica                           | 0,0     | 0,0     | 0,0     | 0,0     | 0,0     |
| Africa                            | 213,9   | 151,5   | 161,5   | 185,1   | 204,0   |
| Algeria                           | 0,0     | 0,0     | 0,0     | 0,1     | 0,1     |
| Angola                            |         |         | 0,3     |         | 0,0     |
| Benin                             | 0,1     |         | 0,0     |         | 0,0     |
| Burkina Faso                      | 0,0     |         |         |         |         |
| Burundi                           | 0,0     | 1,8     | 0,0     | 0,0     |         |
| Gabon                             |         | 0,0     |         | 0,0     | 0,0     |
| Gambia                            | 0,0     | 0,0     |         | 0,0     |         |
| Ghana                             | 38,3    | 15,7    | 28,6    | 22,0    | 21,1    |
| Guinea                            |         | 0,0     | 0,0     | 0,0     | 0,0     |
| Guinea bissau                     |         |         |         | 0,0     |         |
| Democratic Republic of the Congo  | 4,2     | 6,7     | 10,8    | 0,9     | 3,4     |
| Djibouti                          |         | 0,0     | 0,0     |         |         |
| Egypt                             | 46,3    | 35,3    | 17,0    | 50,7    | 67,4    |
| Zambia                            | 0,1     | 0,2     | 0,8     | 0,3     | 0,2     |
| West Sahara                       | 0,0     | 0,0     | 0,0     |         |         |
| Zimbabwe                          | 1,2     | 0,4     | 1,1     | 0,6     | 0,7     |
| Cape Verde                        | 0,0     | 0,0     |         | 0,0     | 0,0     |
| Cameroon                          | 0,0     | 0,0     | 0,0     | 0,0     | 0,1     |
| Kenya                             | 55,8    | 44,3    | 46,9    | 54,3    | 59,1    |

Continuation

| Name of the country             | 2014 | 2015 | 2016 | 2017 | 2018 |
|---------------------------------|------|------|------|------|------|
| Comoros                         | 0,0  |      | 0,0  | 0,0  | 0,0  |
| Congo                           | 0,0  |      |      |      | 0,0  |
| Côte d'Ivoire                   | 0,7  | 2,0  | 2,7  | 2,5  | 3,4  |
| Lesotho                         | 0,0  | 0,0  | 0,0  | 0,0  | 0,0  |
| Liberia                         |      | 0,0  |      |      |      |
| Libya                           | 0,1  |      |      |      |      |
| Mauritius                       | 1,1  | 0,5  | 0,4  | 0,3  | 0,3  |
| Mauritania                      | 0,3  | 0,2  |      | 0,0  | 0,0  |
| Madagascar                      | 0,5  | 0,4  | 0,7  | 0,4  | 0,4  |
| Malawi                          | 3,8  | 1,2  | 1,4  | 1,7  | 0,7  |
| Mali                            | 0,1  | 0,0  | 0,0  | 0,0  | 0,0  |
| Morocco                         | 13,4 | 10,2 | 7,2  | 8,3  | 12,0 |
| Mozambique                      | 1,3  | 0,8  | 1,3  | 0,5  | 0,1  |
| Namibia                         | 0,0  | 0,0  | 0,0  | 0,0  |      |
| Niger                           | 0,0  |      | 0,0  |      | 0,0  |
| Nigeria                         | 0,0  | 0,0  | 0,0  | 0,6  | 0,1  |
| Saint Helena                    | 0,0  |      | 0,0  |      | 0,0  |
| Reunion                         |      | 0,0  |      | 0,0  |      |
| Rwanda                          | 5,9  | 7,1  | 2,7  | 2,6  | 8,6  |
| Sao Tome and Principe           | 0,0  |      |      |      | 0,0  |
| Swaziland                       | 0,0  | 0,0  | 0,0  | 0,0  | 0,0  |
| Seychelles                      | 0,1  | 0,2  | 0,1  | 0,0  | 0,0  |
| Senegal                         | 0,0  | 0,0  | 0,0  | 0,0  | 0,0  |
| Somalia                         | 0,0  | 0,0  | 0,0  | 0,1  |      |
| Sudan                           | 0,2  | 0,0  |      |      | 0,0  |
| Sierra Leone                    | 0,0  | 0,0  | 0,0  | 0,0  | 0,0  |
| Tanzania, United Republic of    | 3,4  | 1,8  | 2,5  | 2,3  | 0,7  |
| Togo                            |      | 0,0  |      |      |      |
| Tunisia                         | 4,8  | 3,6  | 4,1  | 3,8  | 3,7  |
| Uganda                          | 0,0  | 0,1  | 0,1  | 0,1  | 0,0  |
| CAR                             | 0,0  |      | 0,0  |      | 0,0  |
| Chad                            | 0,0  |      |      |      |      |
| Equatorial Guinea               |      | 0,0  |      |      |      |
| Eritrea                         | 0,1  |      |      |      |      |
| Ethiopia                        | 0,1  | 0,1  | 0,0  | 0,1  | 0,1  |
| South Africa                    | 31,5 | 18,8 | 32,9 | 32,7 | 21,9 |
| Australia and Oceania           | 87,9 | 68,9 | 32,7 | 26,1 | 33,7 |
| Australia                       | 85,6 | 67,2 | 25,9 | 23,2 | 30,2 |
| American Samoa                  | 0,0  |      | 0,1  |      |      |
| Vanuatu                         | 0,0  |      |      |      |      |
| Guam (US)                       |      |      |      |      | 0,0  |
| Kiribati                        | 0,0  |      |      |      |      |
| Cocos (Keeling) Islands         | 0,0  |      | 0,0  | 0,0  | 0,0  |
| Marshall Islands                | 0,0  | 0,0  | 0,0  |      | 0,0  |
| Micronesia, Federated States of |      | 0,0  |      |      |      |
| Nauru                           | 0,1  | 0,2  | 0,1  | 0,0  | 0,0  |
| Niue                            | 0,0  | 0,0  | 0,0  |      | 0,0  |
| New Zealand                     | 2,1  | 1,5  | 6,6  | 3,0  | 3,3  |
| New Caledonia                   | 0,0  |      |      |      |      |
| Christmas Island                |      |      |      | 0,0  |      |
| Cook Islands (New Zealand)      | 0,0  |      |      |      |      |
| Papua New Guinea                | 0,0  |      | 0,0  | 0,0  |      |
| Northern Mariana Islands        |      |      |      |      | 0,0  |
| Tokelau                         | 0,0  |      |      | 0,0  | 0,1  |
| Tuvalu                          | 0,0  |      |      | 0,0  | 0,0  |
| Wallis and Futuna               | 0,0  |      |      |      |      |
| Fiji                            | 0,0  | 0,0  |      |      | 0,0  |
| French polynesia                | 0,0  | 0,0  |      |      | 0,0  |

## Proportion of main trading partners in exports in 2018

in percentage

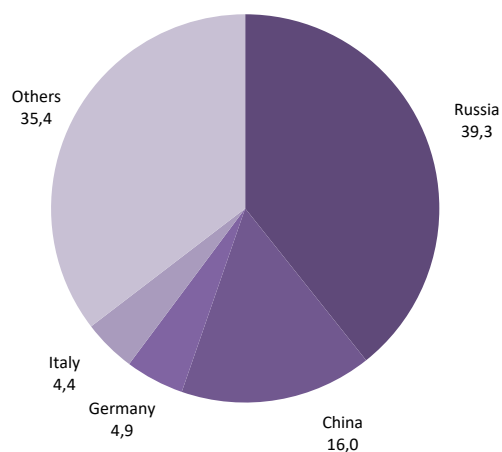


### 1.4 Share of main trading partners in exports

|                       | Share, in percentage |      |      |      |      | Rank, place |      |      |      |      |
|-----------------------|----------------------|------|------|------|------|-------------|------|------|------|------|
|                       | 2014                 | 2015 | 2016 | 2017 | 2018 | 2014        | 2015 | 2016 | 2017 | 2018 |
| Italy                 | 20,2                 | 17,7 | 20,4 | 17,9 | 19,2 | 1           | 1    | 1    | 1    | 1    |
| China                 | 12,3                 | 11,9 | 11,5 | 12,0 | 10,3 | 2           | 2    | 2    | 2    | 2    |
| Netherlands           | 11,0                 | 10,8 | 8,9  | 9,8  | 10,1 | 3           | 3    | 4    | 3    | 3    |
| Russia                | 8,0                  | 9,9  | 9,4  | 9,6  | 8,6  | 4           | 4    | 3    | 4    | 4    |
| France                | 5,9                  | 5,8  | 4,9  | 5,9  | 6,3  | 5           | 5    | 6    | 6    | 5    |
| The Republic of Korea | 1,1                  | 1,7  | 0,6  | 2,3  | 4,9  | 16          | 15   | 28   | 11   | 6    |
| Switzerland           | 5,7                  | 5,8  | 6,6  | 6,4  | 4,7  | 6           | 6    | 5    | 5    | 7    |
| Spain                 | 3,0                  | 2,7  | 2,7  | 3,0  | 3,0  | 9           | 9    | 7    | 7    | 8    |
| Uzbekistan            | 1,4                  | 2,1  | 2,5  | 2,6  | 2,7  | 14          | 12   | 9    | 8    | 9    |
| Romania               | 4,0                  | 2,9  | 2,3  | 1,9  | 2,5  | 7           | 7    | 12   | 14   | 10   |
| Japan                 | 0,9                  | 1,9  | 1,5  | 1,8  | 2,5  | 20          | 13   | 15   | 15   | 11   |
| Turkey                | 2,9                  | 2,8  | 2,3  | 2,4  | 2,0  | 10          | 8    | 13   | 9    | 12   |
| Greece                | 2,4                  | 2,7  | 2,4  | 2,0  | 2,0  | 11          | 10   | 10   | 12   | 13   |
| Ukraine               | 2,1                  | 2,6  | 2,5  | 2,3  | 1,7  | 12          | 11   | 8    | 10   | 14   |
| India                 | 1,4                  | 0,5  | 1,1  | 1,5  | 1,6  | 15          | 29   | 20   | 16   | 15   |
| USA                   | 0,5                  | 0,9  | 1,7  | 0,8  | 1,6  | 27          | 23   | 14   | 26   | 16   |
| Poland                | 0,7                  | 1,7  | 1,4  | 1,2  | 1,5  | 24          | 16   | 17   | 17   | 17   |
| United Kingdom        | 0,8                  | 1,8  | 2,4  | 1,9  | 1,3  | 23          | 14   | 11   | 13   | 18   |
| Kyrgyzstan            | 0,9                  | 1,1  | 1,2  | 1,1  | 1,1  | 21          | 20   | 19   | 21   | 19   |
| Lithuania             | 0,4                  | 0,2  | 0,7  | 1,1  | 1,1  | 29          | 34   | 27   | 22   | 20   |
| Tajikistan            | 0,7                  | 0,9  | 1,0  | 0,9  | 0,9  | 25          | 22   | 22   | 24   | 21   |
| Afghanistan           | 0,4                  | 0,8  | 1,3  | 1,2  | 0,8  | 28          | 24   | 18   | 18   | 22   |
| Germany               | 0,6                  | 0,7  | 0,7  | 0,9  | 0,8  | 26          | 25   | 25   | 25   | 23   |
| Singapore             | 0,1                  | 0,3  | 0,1  | 0,2  | 0,8  | 38          | 33   | 42   | 39   | 24   |
| UAE                   | 0,1                  | 0,1  | 0,8  | 1,2  | 0,7  | 35          | 40   | 23   | 20   | 25   |

## Proportion of main trading partners in imports in 2018

in percentage



## 1.5 Share of main trading partners in imports

|                       | Share, in percentage |      |      |      |      | Rank, place |      |      |      |      |
|-----------------------|----------------------|------|------|------|------|-------------|------|------|------|------|
|                       | 2014                 | 2015 | 2016 | 2017 | 2018 | 2014        | 2015 | 2016 | 2017 | 2018 |
| Russia                | 33,4                 | 34,4 | 36,6 | 39,6 | 39,3 | 1           | 1    | 1    | 1    | 1    |
| China                 | 17,8                 | 16,6 | 14,5 | 15,9 | 16,0 | 2           | 2    | 2    | 2    | 2    |
| Germany               | 5,6                  | 6,5  | 5,7  | 5,0  | 4,9  | 3           | 3    | 3    | 3    | 3    |
| Italy                 | 2,5                  | 3,8  | 3,3  | 3,2  | 4,4  | 8           | 5    | 5    | 5    | 4    |
| USA                   | 4,8                  | 4,8  | 5,0  | 4,2  | 3,8  | 4           | 4    | 4    | 4    | 5    |
| Uzbekistan            | 2,5                  | 2,4  | 2,3  | 2,5  | 3,4  | 9           | 7    | 8    | 7    | 6    |
| The Republic of Korea | 2,6                  | 2,0  | 1,8  | 1,9  | 2,7  | 6           | 10   | 10   | 8    | 7    |
| France                | 2,6                  | 2,2  | 2,6  | 1,8  | 2,0  | 7           | 9    | 6    | 9    | 8    |
| Turkey                | 2,5                  | 2,4  | 2,4  | 2,5  | 1,9  | 10          | 8    | 7    | 6    | 9    |
| Belarus               | 1,9                  | 1,6  | 1,3  | 1,8  | 1,8  | 12          | 12   | 14   | 10   | 10   |
| Japan                 | 2,2                  | 1,9  | 2,2  | 1,4  | 1,5  | 11          | 11   | 9    | 12   | 11   |
| United Kingdom        | 1,4                  | 1,3  | 1,5  | 1,2  | 1,4  | 13          | 13   | 12   | 13   | 12   |
| Ukraine               | 2,9                  | 2,7  | 1,7  | 1,6  | 1,2  | 5           | 6    | 11   | 11   | 13   |
| Tajikistan            | 0,4                  | 0,5  | 0,9  | 1,1  | 0,9  | 26          | 27   | 18   | 15   | 14   |
| Netherlands           | 0,7                  | 1,0  | 1,1  | 1,0  | 0,9  | 18          | 15   | 15   | 16   | 15   |
| Vietnam               | 0,7                  | 0,6  | 0,8  | 0,9  | 0,9  | 19          | 22   | 20   | 18   | 16   |
| Poland                | 1,0                  | 1,1  | 1,0  | 1,1  | 0,8  | 14          | 14   | 16   | 14   | 17   |
| Kyrgyzstan            | 0,9                  | 0,6  | 0,9  | 0,8  | 0,7  | 15          | 20   | 17   | 19   | 18   |
| India                 | 0,6                  | 0,8  | 0,8  | 0,7  | 0,7  | 21          | 16   | 19   | 20   | 19   |
| Czech Republic        | 0,9                  | 0,6  | 0,7  | 0,6  | 0,6  | 16          | 21   | 22   | 21   | 20   |
| Spain                 | 0,9                  | 0,7  | 1,4  | 0,9  | 0,5  | 17          | 18   | 13   | 17   | 21   |
| Austria               | 0,7                  | 0,6  | 0,6  | 0,5  | 0,5  | 20          | 23   | 24   | 23   | 22   |
| Switzerland           | 0,4                  | 0,4  | 0,4  | 0,5  | 0,5  | 27          | 30   | 30   | 25   | 23   |
| Belgium               | 0,5                  | 0,5  | 0,6  | 0,4  | 0,5  | 24          | 26   | 25   | 27   | 24   |
| Romania               | 0,3                  | 0,3  | 0,3  | 0,2  | 0,5  | 32          | 31   | 33   | 37   | 25   |

### 1.6 Structure of export supplies by CNFEA EAEU sections

| Number of the section | Name of the section   | 2014               |                        | 2015               |                        | 2016               |                        | 2017               |                        | 2018               |                        |
|-----------------------|---|--------------------|------------------------|--------------------|------------------------|--------------------|------------------------|--------------------|------------------------|--------------------|------------------------|
|                       |   | million US dollars | in percentage to total | million US dollars | in percentage to total | million US dollars | in percentage to total | million US dollars | in percentage to total | million US dollars | in percentage to total |
|                       | Total   | 79 459,8           | 100,0                  | 45 955,8           | 100,0                  | 36 736,9           | 100,0                  | 48 503,3           | 100,0                  | 61 111,2           | 100,0                  |
|                       | CIS-countries   | 11 052,5           | 100,0                  | 7 908,3            | 100,0                  | 6 327,6            | 100,0                  | 8 298,9            | 100,0                  | 9 568,3            | 100,0                  |
|                       | Other countries of the world including:   | 68 407,3           | 100,0                  | 38 047,5           | 100,0                  | 30 409,3           | 100,0                  | 40 204,4           | 100,0                  | 51 542,9           | 100,0                  |
| I                     | Live animals; products of animal origin   | 146,2              | 0,2                    | 123,4              | 0,3                    | 105,1              | 0,3                    | 125,7              | 0,3                    | 201,0              | 0,3                    |
|                       | CIS-countries   | 69,5               | 0,6                    | 72,3               | 0,9                    | 54,4               | 0,9                    | 61,1               | 0,7                    | 117,9              | 1,2                    |
|                       | Other countries of the world  | 76,7               | 0,1                    | 51,1               | 0,1                    | 50,7               | 0,2                    | 64,6               | 0,2                    | 83,1               | 0,2                    |
| II                    | Products of vegetable origin  | 2 025,4            | 2,5                    | 1 611,5            | 3,5                    | 1 636,5            | 4,5                    | 1 787,0            | 3,7                    | 2 330,6            | 3,8                    |
|                       | CIS-countries   | 1 101,1            | 10,0                   | 944,5              | 11,9                   | 813,4              | 12,9                   | 839,4              | 10,1                   | 1 068,5            | 11,2                   |
|                       | Other countries of the world  | 924,3              | 1,4                    | 667,0              | 1,8                    | 823,1              | 2,7                    | 947,6              | 2,4                    | 1 262,1            | 2,4                    |
| III                   | Fats and oils of animal or vegetable origin and their cleavage products; prepared edible fats; waxes of animal or vegetable origin                                    | 62,9               | 0,1                    | 54,1               | 0,1                    | 64,3               | 0,2                    | 118,4              | 0,2                    | 140,0              | 0,2                    |
|                       | CIS-countries   | 53,3               | 0,5                    | 40,2               | 0,5                    | 38,5               | 0,6                    | 66,8               | 0,8                    | 78,4               | 0,8                    |
|                       | Other countries of the world  | 9,6                | 0,0                    | 13,9               | 0,0                    | 25,8               | 0,1                    | 51,6               | 0,1                    | 61,6               | 0,1                    |
| IV                    | Prepared foodstuffs; alcoholic and non-alcoholic beverages and vinegar; tobacco and its substitutes   | 403,3              | 0,5                    | 347,2              | 0,8                    | 344,2              | 0,9                    | 386,5              | 0,8                    | 430,5              | 0,7                    |
|                       | CIS-countries   | 338,5              | 3,1                    | 271,1              | 3,4                    | 263,8              | 4,2                    | 306,5              | 3,7                    | 349,4              | 3,7                    |
|                       | Other countries of the world  | 64,8               | 0,1                    | 76,1               | 0,2                    | 80,4               | 0,3                    | 80,0               | 0,2                    | 81,1               | 0,2                    |
| V                     | Mineral products  | 63 890,5           | 80,4                   | 32 753,1           | 71,3                   | 23 890,6           | 65,0                   | 33 200,8           | 68,5                   | 45 546,7           | 74,5                   |
|                       | CIS-countries   | 4 769,4            | 43,2                   | 3 521,0            | 44,5                   | 2 458,6            | 38,9                   | 3 300,7            | 39,8                   | 3 604,2            | 37,7                   |
|                       | Other countries of the world  | 59 121,1           | 86,4                   | 29 232,1           | 76,8                   | 21 432,0           | 70,5                   | 29 900,1           | 74,4                   | 41 942,5           | 81,4                   |
| VI                    | Products of the chemical and related industries   | 3 050,5            | 3,8                    | 3 264,9            | 7,1                    | 2 551,1            | 6,9                    | 2 379,4            | 4,9                    | 2 426,8            | 4,0                    |
|                       | CIS-countries   | 1 002,3            | 9,1                    | 1 047,7            | 13,2                   | 745,1              | 11,8                   | 717,4              | 8,6                    | 953,7              | 10,0                   |
|                       | Other countries of the world  | 2 048,2            | 3,0                    | 2 217,2            | 5,8                    | 1 806,0            | 5,9                    | 1 662,0            | 4,1                    | 1 473,0            | 2,9                    |
| VII                   | Plastics and articles thereof; rubber and articles thereof  | 125,7              | 0,2                    | 93,9               | 0,2                    | 90,3               | 0,2                    | 103,8              | 0,2                    | 123,1              | 0,2                    |
|                       | CIS-countries   | 96,8               | 0,9                    | 77,1               | 1,0                    | 82,9               | 1,3                    | 92,6               | 1,1                    | 112,7              | 1,2                    |
|                       | Other countries of the world  | 28,9               | 0,0                    | 16,8               | 0,0                    | 7,4                | 0,0                    | 11,2               | 0,0                    | 10,4               | 0,0                    |
| VIII                  | Crude skins, leather, furskins and articles thereof; saddlery and harness; travel goods, handbags and similar items; articles of animal gut (other than silkworm gut) | 32,4               | 0,0                    | 33,7               | 0,1                    | 40,1               | 0,1                    | 19,2               | 0,0                    | 13,1               | 0,0                    |
|                       | CIS-countries   | 10,9               | 0,1                    | 10,6               | 0,1                    | 7,6                | 0,1                    | 4,0                | 0,0                    | 3,7                | 0,0                    |
|                       | Other countries of the world  | 21,5               | 0,0                    | 23,1               | 0,1                    | 32,5               | 0,1                    | 15,2               | 0,0                    | 9,4                | 0,0                    |
| IX                    | Wood and articles of wood; charcoal; cork and articles of cork; manufactures of straw, esparto or of other plaiting materials; basketware and wicker products         | 5,5                | 0,0                    | 1,7                | 0,0                    | 8,3                | 0,0                    | 26,6               | 0,1                    | 52,2               | 0,1                    |
|                       | CIS-countries   | 1,1                | 0,0                    | 1,5                | 0,0                    | 7,9                | 0,1                    | 24,3               | 0,3                    | 47,8               | 0,5                    |
|                       | Other countries of the world  | 4,4                | 0,0                    | 0,2                | 0,0                    | 0,4                | 0,0                    | 2,3                | 0,0                    | 4,4                | 0,0                    |
| X                     | Pulp of wood or of other fibrous cellulosic materials; regenerated paper and cardboard (scrap paper and paper waste) and articles thereof                             | 20,9               | 0,0                    | 20,6               | 0,0                    | 240,1              | 0,7                    | 25,9               | 0,1                    | 26,0               | 0,0                    |
|                       | CIS-countries   | 16,5               | 0,1                    | 15,9               | 0,2                    | 17,9               | 0,3                    | 21,3               | 0,3                    | 22,8               | 0,2                    |
|                       | Other countries of the world  | 4,4                | 0,0                    | 4,7                | 0,0                    | 222,2              | 0,7                    | 4,6                | 0,0                    | 3,2                | 0,0                    |
| XI                    | Textiles and textile products   | 122,7              | 0,2                    | 108,6              | 0,2                    | 150,5              | 0,4                    | 212,9              | 0,4                    | 181,6              | 0,3                    |
|                       | CIS-countries   | 73,0               | 0,7                    | 62,0               | 0,8                    | 84,7               | 1,3                    | 66,6               | 0,8                    | 77,8               | 0,8                    |
|                       | Other countries of the world  | 49,7               | 0,1                    | 46,6               | 0,1                    | 65,8               | 0,2                    | 146,3              | 0,4                    | 103,8              | 0,2                    |

Continuation

| Number of the section | Name of the section  | 2014               |                        | 2015               |                        | 2016               |                        | 2017               |                        | 2018               |                        |
|-----------------------|--|--------------------|------------------------|--------------------|------------------------|--------------------|------------------------|--------------------|------------------------|--------------------|------------------------|
|                       |  | million US dollars | in percentage to total | million US dollars | in percentage to total | million US dollars | in percentage to total | million US dollars | in percentage to total | million US dollars | in percentage to total |
| XII                   | Foot- and headwear, umbrellas, sun umbrellas, walking-sticks, cane seats, whips and parts thereof; prepared feathers and articles made therewith; artificial flowers; articles of human hair                                 | 24,4               | 0,0                    | 80,0               | 0,2                    | 15,9               | 0,0                    | 8,6                | 0,0                    | 10,0               | 0,0                    |
|                       | CIS-countries  | 23,1               | 0,2                    | 78,7               | 1,0                    | 15,0               | 0,2                    | 7,7                | 0,1                    | 8,5                | 0,1                    |
|                       | Other countries of the world   | 1,3                | 0,0                    | 1,3                | 0,0                    | 0,9                | 0,0                    | 0,9                | 0,0                    | 1,5                | 0,0                    |
| XIII                  | Articles of stone, plaster, cement, asbestos, mica or similar materials; ceramic products; glass and glassware   | 32,9               | 0,0                    | 19,9               | 0,0                    | 26,5               | 0,1                    | 27,9               | 0,1                    | 37,3               | 0,1                    |
|                       | CIS-countries  | 27,8               | 0,3                    | 15,3               | 0,2                    | 21,5               | 0,3                    | 22,7               | 0,3                    | 28,0               | 0,3                    |
|                       | Other countries of the world   | 5,1                | 0,0                    | 4,6                | 0,0                    | 5,0                | 0,0                    | 5,3                | 0,0                    | 9,3                | 0,0                    |
| XIV                   | Natural or cultured pearls, precious or semi-precious stones, precious metals, metals clad with precious metals and articles thereof; imitation jewelry; coins   | 755,7              | 1,0                    | 749,1              | 1,6                    | 649,5              | 1,8                    | 595,4              | 1,2                    | 527,6              | 0,9                    |
|                       | CIS-countries  | 212,5              | 1,9                    | 214,2              | 2,7                    | 16,1               | 0,3                    | 3,0                | 0,0                    | 31,0               | 0,3                    |
|                       | Other countries of the world   | 543,2              | 0,8                    | 534,9              | 1,4                    | 633,4              | 2,1                    | 592,4              | 1,5                    | 496,7              | 1,0                    |
| XV                    | Base metals and articles thereof   | 6 771,4            | 8,5                    | 6 014,9            | 13,1                   | 6 163,4            | 16,8                   | 8 777,0            | 18,1                   | 8 357,6            | 13,7                   |
|                       | CIS-countries  | 1 981,0            | 17,9                   | 1 161,6            | 14,7                   | 1 295,6            | 20,5                   | 2 351,0            | 28,3                   | 2 557,2            | 26,7                   |
|                       | Other countries of the world   | 4 790,4            | 7,0                    | 4 853,3            | 12,8                   | 4 867,8            | 16,0                   | 6 426,0            | 16,0                   | 5 800,4            | 11,3                   |
| XVI                   | Machinery and mechanical appliances; electrical equipment; parts thereof; sound-recording and sound-reproducing equipment, apparatus for recording and reproducing television image and sound, parts and accessories thereof | 1 339,2            | 1,7                    | 367,2              | 0,8                    | 438,6              | 1,2                    | 428,0              | 0,9                    | 479,4              | 0,8                    |
|                       | CIS-countries  | 984,5              | 8,9                    | 233,4              | 3,0                    | 220,8              | 3,5                    | 307,2              | 3,7                    | 369,4              | 3,9                    |
|                       | Other countries of the world   | 354,7              | 0,5                    | 133,8              | 0,4                    | 217,8              | 0,7                    | 120,8              | 0,3                    | 110,0              | 0,2                    |
| XVII                  | Vehicles, aircrafts, floating crafts and related transport equipment   | 569,9              | 0,7                    | 244,0              | 0,5                    | 252,0              | 0,7                    | 197,5              | 0,4                    | 159,4              | 0,3                    |
|                       | CIS-countries  | 247,4              | 2,2                    | 111,0              | 1,4                    | 155,6              | 2,5                    | 72,5               | 0,9                    | 98,2               | 1,0                    |
|                       | Other countries of the world   | 322,5              | 0,5                    | 133,0              | 0,3                    | 96,4               | 0,3                    | 125,0              | 0,3                    | 61,3               | 0,1                    |
| XVIII                 | Optical, photographic, cinematographic, measuring, checking, precise, medical or surgical instruments and apparatus; clocks and watches; musical instruments; parts and accessories thereof                                  | 32,1               | 0,0                    | 37,5               | 0,1                    | 28,4               | 0,1                    | 32,3               | 0,1                    | 24,1               | 0,0                    |
|                       | CIS-countries  | 10,4               | 0,1                    | 12,2               | 0,2                    | 8,0                | 0,1                    | 7,2                | 0,1                    | 8,0                | 0,1                    |
|                       | Other countries of the world   | 21,7               | 0,0                    | 25,3               | 0,1                    | 20,4               | 0,1                    | 25,1               | 0,1                    | 16,0               | 0,0                    |
| XX                    | Various industrial goods   | 43,9               | 0,1                    | 22,0               | 0,0                    | 23,1               | 0,1                    | 31,1               | 0,1                    | 33,3               | 0,1                    |
|                       | CIS-countries  | 32,0               | 0,3                    | 14,7               | 0,2                    | 17,3               | 0,3                    | 26,1               | 0,3                    | 30,5               | 0,3                    |
|                       | Other countries of the world   | 11,9               | 0,0                    | 7,3                | 0,0                    | 5,8                | 0,0                    | 5,0                | 0,0                    | 2,8                | 0,0                    |
| XXI                   | Works of art, collectors' pieces and antiques  | 0,1                | 0,0                    | 0,1                | 0,0                    | 0,0                | 0,0                    | 0,3                | 0,0                    | 0,9                | 0,0                    |
|                       | CIS-countries  | 0,0                | 0,0                    | 0,0                | 0,0                    | 0,0                | 0,0                    | 0,0                | 0,0                    | 0,0                | 0,0                    |
|                       | Other countries of the world   | 0,1                | 0,0                    | 0,1                | 0,0                    | 0,0                | 0,0                    | 0,2                | 0,0                    | 0,9                | 0,0                    |
|                       | Others   | 4,2                | 0,0                    | 8,4                | 0,0                    | 18,4               | 0,1                    | 19,0               | 0,0                    | 10,0               | 0,0                    |
|                       | CIS-countries  | 1,4                | 0,0                    | 3,3                | 0,0                    | 2,9                | 0,0                    | 0,8                | 0,0                    | 0,6                | 0,0                    |
|                       | Other countries of the world   | 2,8                | 0,0                    | 5,1                | 0,0                    | 15,5               | 0,1                    | 18,2               | 0,0                    | 9,4                | 0,0                    |

### 1.7 Structure of import supplies by CNFEA EAEU sections

| Number of the section | Name of the section   | 2014               |                        | 2015               |                        | 2016               |                        | 2017               |                        | 2018               |                        |
|-----------------------|---|--------------------|------------------------|--------------------|------------------------|--------------------|------------------------|--------------------|------------------------|--------------------|------------------------|
|                       |   | million US dollars | in percentage to total | million US dollars | in percentage to total | million US dollars | in percentage to total | million US dollars | in percentage to total | million US dollars | in percentage to total |
|                       | TOTAL   | 41 295,5           | 100,0                  | 30 567,7           | 100,0                  | 25 376,7           | 100,0                  | 29 599,6           | 100,0                  | 33 658,5           | 100,0                  |
|                       | CIS-countries   | 17 547,0           | 100,0                  | 13 062,0           | 100,0                  | 11 363,6           | 100,0                  | 14 132,0           | 100,0                  | 16 033,9           | 100,0                  |
|                       | Other countries of the world including:   | 23 748,5           | 100,0                  | 17 505,7           | 100,0                  | 14 013,1           | 100,0                  | 15 467,6           | 100,0                  | 17 624,6           | 100,0                  |
| I                     | Live animals; products of animal origin   | 780,3              | 1,9                    | 521,1              | 1,7                    | 466,2              | 1,8                    | 578,1              | 2,0                    | 600,6              | 1,8                    |
|                       | CIS-countries   | 447,0              | 2,5                    | 300,4              | 2,3                    | 279,5              | 2,5                    | 356,2              | 2,5                    | 347,4              | 2,2                    |
|                       | Other countries of the world  | 333,3              | 1,4                    | 220,7              | 1,3                    | 186,7              | 1,3                    | 221,9              | 1,4                    | 253,2              | 1,4                    |
| II                    | Products of vegetable origin  | 1 183,4            | 2,9                    | 975,7              | 3,2                    | 846,1              | 3,3                    | 919,5              | 3,1                    | 990,3              | 2,9                    |
|                       | CIS-countries   | 647,0              | 3,7                    | 485,5              | 3,7                    | 448,5              | 3,9                    | 470,3              | 3,3                    | 539,0              | 3,4                    |
|                       | Other countries of the world  | 536,4              | 2,3                    | 490,2              | 2,8                    | 397,6              | 2,8                    | 449,2              | 2,9                    | 451,3              | 2,6                    |
| III                   | Fats and oils of animal or vegetable origin and their cleavage products; prepared edible fats; waxes of animal or vegetable origin                                    | 177,9              | 0,4                    | 183,5              | 0,6                    | 185,3              | 0,7                    | 189,0              | 0,6                    | 196,9              | 0,6                    |
|                       | CIS-countries   | 135,4              | 0,8                    | 155,5              | 1,2                    | 159,1              | 1,4                    | 152,9              | 1,1                    | 147,2              | 0,9                    |
|                       | Other countries of the world  | 42,5               | 0,2                    | 28,0               | 0,2                    | 26,2               | 0,2                    | 36,1               | 0,2                    | 49,8               | 0,3                    |
| IV                    | Prepared foodstuffs; alcoholic and non-alcoholic beverages and vinegar; tobacco and its substitutes   | 2 194,3            | 5,3                    | 1 712,8            | 5,6                    | 1 583,7            | 6,2                    | 1 786,6            | 6,0                    | 1 850,7            | 5,5                    |
|                       | CIS-countries   | 1 402,8            | 8,0                    | 1 169,3            | 9,0                    | 1 053,2            | 9,3                    | 1 243,5            | 8,8                    | 1 340,6            | 8,4                    |
|                       | Other countries of the world  | 791,5              | 3,3                    | 543,5              | 3,1                    | 530,5              | 3,8                    | 543,1              | 3,5                    | 510,0              | 2,9                    |
| V                     | Mineral products  | 3 012,3            | 7,3                    | 2 333,2            | 7,6                    | 2 303,5            | 9,1                    | 2 748,4            | 9,3                    | 3 548,2            | 10,5                   |
|                       | CIS-countries   | 2 692,8            | 15,3                   | 2 114,3            | 16,2                   | 2 149,1            | 18,9                   | 2 575,4            | 18,2                   | 3 365,1            | 21,0                   |
|                       | Other countries of the world  | 319,5              | 1,3                    | 218,9              | 1,3                    | 154,4              | 1,1                    | 173,0              | 1,1                    | 183,1              | 1,0                    |
| VI                    | Products of the chemical and related industries   | 3 676,0            | 8,9                    | 3 000,7            | 9,8                    | 2 651,4            | 10,4                   | 3 278,7            | 11,1                   | 3 409,3            | 10,1                   |
|                       | CIS-countries   | 1 188,9            | 6,8                    | 958,3              | 7,3                    | 973,3              | 8,6                    | 1 202,1            | 8,5                    | 1 255,0            | 7,8                    |
|                       | Other countries of the world  | 2 487,1            | 10,5                   | 2 042,4            | 11,7                   | 1 678,1            | 12,0                   | 2 076,6            | 13,4                   | 2 154,3            | 12,2                   |
| VII                   | Plastics and articles thereof; rubber and articles thereof  | 2 099,8            | 5,1                    | 1 547,9            | 5,1                    | 1 398,7            | 5,5                    | 1 636,5            | 5,5                    | 1 791,9            | 5,3                    |
|                       | CIS-countries   | 964,8              | 5,5                    | 746,1              | 5,7                    | 758,7              | 6,7                    | 907,5              | 6,4                    | 983,7              | 6,1                    |
|                       | Other countries of the world  | 1 135,0            | 4,8                    | 801,8              | 4,6                    | 640,0              | 4,6                    | 729,0              | 4,7                    | 808,2              | 4,6                    |
| VIII                  | Crude skins, leather, furskins and articles thereof; saddlery and harness; travel goods, handbags and similar items; articles of animal gut (other than silkworm gut) | 138,2              | 0,3                    | 92,6               | 0,3                    | 60,7               | 0,2                    | 71,9               | 0,2                    | 66,0               | 0,2                    |
|                       | CIS-countries   | 17,6               | 0,1                    | 13,7               | 0,1                    | 12,9               | 0,1                    | 14,2               | 0,1                    | 15,5               | 0,1                    |
|                       | Other countries of the world  | 120,6              | 0,5                    | 78,9               | 0,5                    | 47,8               | 0,3                    | 57,7               | 0,4                    | 50,5               | 0,3                    |
| IX                    | Wood and articles of wood; charcoal; cork and articles of cork; manufactures of straw, esparto or of other plaiting materials; basketware and wicker products         | 505,9              | 1,2                    | 339,0              | 1,1                    | 262,2              | 1,0                    | 344,3              | 1,2                    | 362,5              | 1,1                    |
|                       | CIS-countries   | 366,5              | 2,1                    | 261,3              | 2,0                    | 211,5              | 1,9                    | 271,2              | 1,9                    | 306,1              | 1,9                    |
|                       | Other countries of the world  | 139,4              | 0,6                    | 77,7               | 0,4                    | 50,7               | 0,4                    | 73,1               | 0,5                    | 56,3               | 0,3                    |
| X                     | Pulp of wood or of other fibrous cellulosic materials; regenerated paper and cardboard (scrap paper and paper waste) and articles thereof                             | 782,8              | 1,9                    | 523,6              | 1,7                    | 465,8              | 1,8                    | 533,6              | 1,8                    | 532,9              | 1,6                    |
|                       | CIS-countries   | 372,5              | 2,1                    | 284,6              | 2,2                    | 293,4              | 2,6                    | 340,1              | 2,4                    | 330,2              | 2,1                    |
|                       | Other countries of the world  | 410,3              | 1,7                    | 239,0              | 1,4                    | 172,4              | 1,2                    | 193,5              | 1,3                    | 202,7              | 1,2                    |
| XI                    | Textiles and textile products   | 1 425,4            | 3,5                    | 893,7              | 2,9                    | 712,2              | 2,8                    | 863,1              | 2,9                    | 1 017,1            | 3,0                    |
|                       | CIS-countries   | 446,5              | 2,5                    | 307,0              | 2,4                    | 262,1              | 2,3                    | 336,4              | 2,4                    | 362,6              | 2,3                    |
|                       | Other countries of the world  | 978,9              | 4,1                    | 586,7              | 3,4                    | 450,1              | 3,2                    | 526,7              | 3,4                    | 654,5              | 3,7                    |

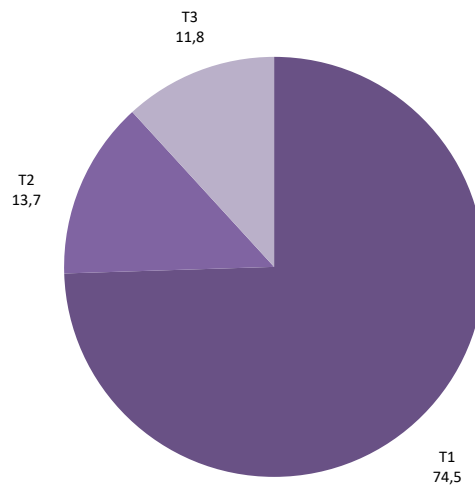
Continuation

| Number of the section | Name of the section  | 2014               |                        | 2015               |                        | 2016               |                        | 2017               |                        | 2018               |                        |
|-----------------------|--|--------------------|------------------------|--------------------|------------------------|--------------------|------------------------|--------------------|------------------------|--------------------|------------------------|
|                       |  | million US dollars | in percentage to total | million US dollars | in percentage to total | million US dollars | in percentage to total | million US dollars | in percentage to total | million US dollars | in percentage to total |
| XII                   | Foot- and headwear, umbrellas, sun umbrellas, walking-sticks, cane seats, whips and parts thereof; prepared feathers and articles made therewith; artificial flowers; articles of human hair                                 | 661,6              | 1,6                    | 345,4              | 1,1                    | 246,6              | 1,0                    | 298,5              | 1,0                    | 327,4              | 1,0                    |
|                       | CIS-countries  | 111,9              | 0,6                    | 80,7               | 0,6                    | 74,5               | 0,7                    | 69,9               | 0,5                    | 104,1              | 0,6                    |
|                       | Other countries of the world   | 549,7              | 2,3                    | 264,7              | 1,5                    | 172,1              | 1,2                    | 228,6              | 1,5                    | 223,2              | 1,3                    |
| XIII                  | Articles of stone, plaster, cement, asbestos, mica or similar materials; ceramic products; glass and glassware   | 963,6              | 2,3                    | 685,1              | 2,2                    | 618,6              | 2,4                    | 703,6              | 2,4                    | 687,2              | 2,0                    |
|                       | CIS-countries  | 568,2              | 3,2                    | 403,9              | 3,1                    | 354,6              | 3,1                    | 416,4              | 2,9                    | 389,8              | 2,4                    |
|                       | Other countries of the world   | 395,4              | 1,7                    | 281,2              | 1,6                    | 264,0              | 1,9                    | 287,2              | 1,9                    | 297,4              | 1,7                    |
| XIV                   | Natural or cultured pearls, precious or semi-precious stones, precious metals, metals clad with precious metals and articles thereof; imitation jewelry; coins   | 82,3               | 0,2                    | 55,8               | 0,2                    | 62,5               | 0,2                    | 80,4               | 0,3                    | 59,5               | 0,2                    |
|                       | CIS-countries  | 61,0               | 0,3                    | 39,7               | 0,3                    | 43,2               | 0,4                    | 62,6               | 0,4                    | 40,2               | 0,3                    |
|                       | Other countries of the world   | 21,3               | 0,1                    | 16,1               | 0,1                    | 19,3               | 0,1                    | 17,8               | 0,1                    | 19,3               | 0,1                    |
| XV                    | Base metals and articles thereof   | 4 324,3            | 10,5                   | 4 086,0            | 13,4                   | 3 169,4            | 12,5                   | 3 430,4            | 11,6                   | 4 130,2            | 12,3                   |
|                       | CIS-countries  | 2 195,7            | 12,5                   | 1 735,9            | 13,3                   | 1 255,1            | 11,0                   | 1 835,9            | 13,0                   | 2 177,0            | 13,6                   |
|                       | Other countries of the world   | 2 128,6            | 9,0                    | 2 350,1            | 13,4                   | 1 914,3            | 13,7                   | 1 594,5            | 10,3                   | 1 953,2            | 11,1                   |
| XVI                   | Machinery and mechanical appliances; electrical equipment; parts thereof; sound-recording and sound-reproducing equipment, apparatus for recording and reproducing television image and sound, parts and accessories thereof | 10 828,8           | 26,2                   | 8 669,4            | 28,4                   | 6 870,1            | 27,1                   | 7 792,8            | 26,3                   | 9 038,9            | 26,9                   |
|                       | CIS-countries  | 2 522,2            | 14,4                   | 1 896,7            | 14,5                   | 1 692,2            | 14,9                   | 2 018,4            | 14,3                   | 2 206,8            | 13,8                   |
|                       | Other countries of the world   | 8 306,6            | 35,0                   | 6 772,7            | 38,7                   | 5 177,9            | 37,0                   | 5 774,4            | 37,3                   | 6 832,1            | 38,8                   |
| XVII                  | Vehicles, aircrafts, floating crafts and related transport equipment   | 6 120,6            | 14,8                   | 2 867,9            | 9,4                    | 1 968,8            | 7,8                    | 2 459,3            | 8,3                    | 3 213,9            | 9,5                    |
|                       | CIS-countries  | 2 689,6            | 15,3                   | 1 560,3            | 11,9                   | 875,8              | 7,7                    | 1 248,0            | 8,8                    | 1 499,0            | 9,3                    |
|                       | Other countries of the world   | 3 431,0            | 14,4                   | 1 307,6            | 7,5                    | 1 093,0            | 7,8                    | 1 211,3            | 7,8                    | 1 714,9            | 9,7                    |
| XVIII                 | Optical, photographic, cinematographic, measuring, checking, precise, medical or surgical instruments and apparatus; clocks and watches; musical instruments; parts and accessories thereof                                  | 1 147,2            | 2,8                    | 812,7              | 2,7                    | 767,4              | 3,0                    | 930,9              | 3,1                    | 905,8              | 2,7                    |
|                       | CIS-countries  | 201,5              | 1,1                    | 162,8              | 1,2                    | 140,6              | 1,2                    | 178,5              | 1,3                    | 207,4              | 1,3                    |
|                       | Other countries of the world   | 945,7              | 4,0                    | 649,9              | 3,7                    | 626,8              | 4,5                    | 752,4              | 4,9                    | 698,4              | 4,0                    |
| XX                    | Various industrial goods   | 1 130,2            | 2,7                    | 880,2              | 2,9                    | 701,7              | 2,8                    | 898,4              | 3,0                    | 900,2              | 2,7                    |
|                       | CIS-countries  | 483,3              | 2,8                    | 369,4              | 2,8                    | 310,8              | 2,7                    | 393,6              | 2,8                    | 396,9              | 2,5                    |
|                       | Other countries of the world   | 646,9              | 2,7                    | 510,8              | 2,9                    | 390,9              | 2,8                    | 504,8              | 3,3                    | 503,3              | 2,9                    |
| XXI                   | Works of art, collectors' pieces and antiques  | 1,1                | 0,0                    | 2,7                | 0,0                    | 3,5                | 0,0                    | 4,9                | 0,0                    | 1,2                | 0,0                    |
|                       | CIS-countries  | 0,1                | 0,0                    | 0,8                | 0,0                    | 0,2                | 0,0                    | 0,0                | 0,0                    | 0,4                | 0,0                    |
|                       | Other countries of the world   | 1,0                | 0,0                    | 1,9                | 0,0                    | 3,3                | 0,0                    | 4,9                | 0,0                    | 0,8                | 0,0                    |
|                       | Others   | 59,5               | 0,1                    | 38,7               | 0,1                    | 32,3               | 0,1                    | 50,7               | 0,2                    | 28,0               | 0,1                    |
|                       | CIS-countries  | 31,7               | 0,2                    | 15,8               | 0,1                    | 15,3               | 0,1                    | 38,9               | 0,3                    | 19,8               | 0,1                    |
|                       | Other countries of the world   | 27,8               | 0,1                    | 22,9               | 0,1                    | 17,0               | 0,1                    | 11,8               | 0,1                    | 8,2                | 0,0                    |

## Structure of exports and imports by main trading groups in 2018

### Proportion of main trading groups in exports

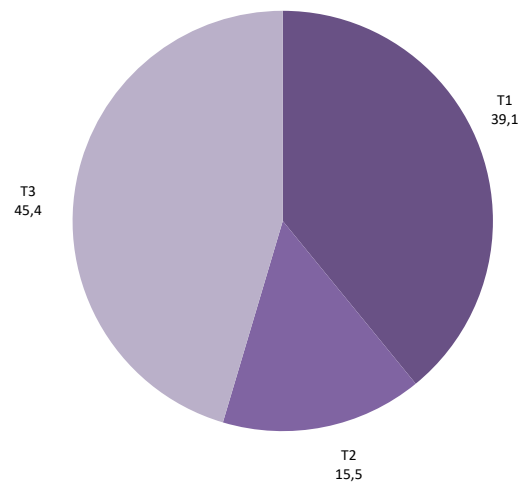
in percentage



- T1 - mineral products
- T2 - metals and articles thereof
- T3 - others

### Proportion of main trading groups in imports

in percentage

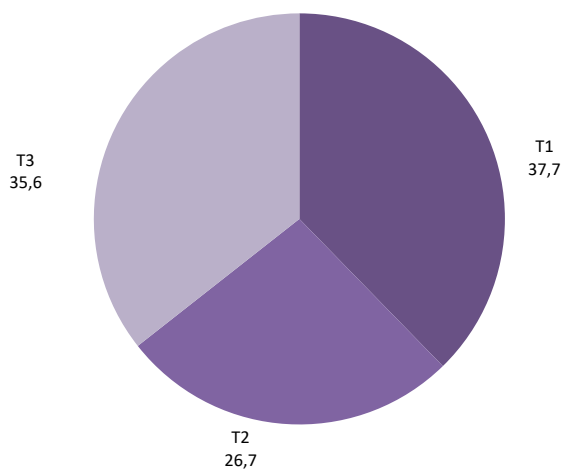


- T1 - machinery, equipment, vehicles, appliances, apparatus
- T2 - products of the chemical and related industries (including rubber and plastics)
- T3 - others

## Structure of exports and imports with the CIS-countries by main trading groups in 2018

### Proportion of main trading groups in exports with the CIS-countries

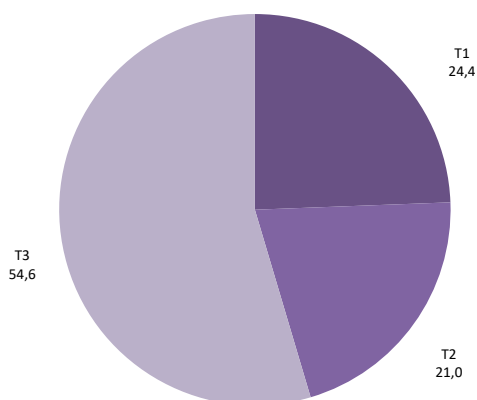
in percentage



- T1 - mineral products
- T2 - metals and articles thereof
- T3 - others

### Proportion of main trading groups in imports with the CIS-countries

in percentage

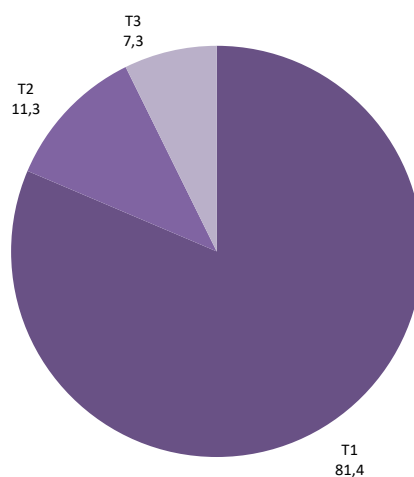


- T1 - machinery, equipment, vehicles, appliances, apparatus
- T2 - mineral products
- T3 - others

## Structure of exports and imports with other countries of the world by main trading groups in 2018

### Proportion of main trading groups in exports with other countries of the world

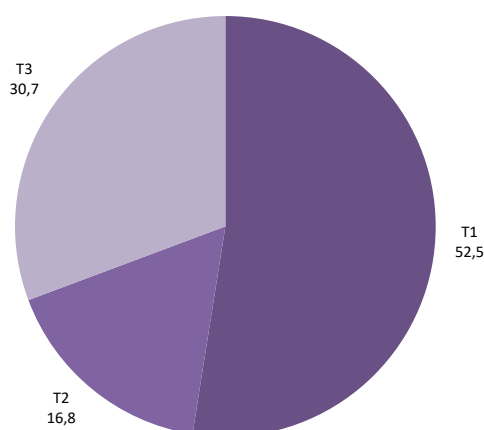
in percentage



- T1 - mineral products
- T2 - metals and articles thereof
- T3 - others

### Proportion of main trading groups in imports with other countries of the world

in percentage



- T1 - machinery, equipment, vehicles, appliances, apparatus
- T2 - products of the chemical and related industries (including rubber and plastics)
- T3 - others

## 1.8 Structure of exports and imports by main trading partners

| Commodity group's code | Name of the partner country, its commodity group   | 2014                |                        | 2015                |                        | 2016                |                        | 2017                |                        | 2018                |                        |
|------------------------|--|---------------------|------------------------|---------------------|------------------------|---------------------|------------------------|---------------------|------------------------|---------------------|------------------------|
|                        |  | thousand US dollars | in percentage to total | thousand US dollars | in percentage to total | thousand US dollars | in percentage to total | thousand US dollars | in percentage to total | thousand US dollars | in percentage to total |
|                        | Kyrgyzstan   | 1 056 018,0         |                        | 700 566,5           |                        | 668 602,2           |                        | 765 172,0           |                        | 900 499,7           |                        |
|                        | Exports  | 704 843,6           | 100,0                  | 518 553,2           | 100,0                  | 437 224,3           | 100,0                  | 516 725,9           | 100,0                  | 656 886,6           | 100,0                  |
| 01                     | Live animals   | 62,4                | 0,0                    | 51,6                | 0,0                    | 108,7               | 0,0                    | 30,0                | 0,0                    | 192,0               | 0,0                    |
| 02                     | Meat and edible meat offal   | 105,2               | 0,0                    | 1 164,2             | 0,2                    | 3 462,8             | 0,8                    | 1 791,4             | 0,3                    | 3 609,8             | 0,5                    |
| 03                     | Fish and crustaceans, molluscs and other aquatic invertebrates   | 10,8                | 0,0                    | 3,0                 | 0,0                    | 5,3                 | 0,0                    | 51,0                | 0,0                    | 100,2               | 0,0                    |
| 04                     | Dairy products; birds' eggs; natural honey; edible products of animal origin, not elsewhere specified or included                  | 4 790,6             | 0,7                    | 4 090,4             | 0,8                    | 2 686,1             | 0,6                    | 2 616,1             | 0,5                    | 3 098,0             | 0,5                    |
| 05                     | Products of animal origin, not elsewhere specified or included   | 8,8                 | 0,0                    |                     |                        | 0,1                 | 0,0                    |                     |                        | 1,2                 | 0,0                    |
| 06                     | Live trees and other plants; bulbs, roots and other similar parts of plants; cut flowers and ornamental foliage                    |                     |                        |                     |                        |                     |                        |                     |                        |                     |                        |
| 07                     | Vegetables and some edible root crops and tubers   | 554,5               | 0,1                    | 278,5               | 0,1                    | 138,6               | 0,0                    | 103,3               | 0,0                    | 738,5               | 0,1                    |
| 08                     | Edible fruits and nuts; peel of citrus fruit or melons   | 35,7                | 0,0                    | 24,1                | 0,0                    | 49,5                | 0,0                    | 28,1                | 0,0                    | 284,5               | 0,0                    |
| 09                     | Coffee, tea, mate, or Paraguay tea, and flavourings  | 2 426,6             | 0,3                    | 2 013,2             | 0,4                    | 1 320,1             | 0,3                    | 1 446,8             | 0,3                    | 1 568,4             | 0,2                    |
| 10                     | Cereals  | 103 940,3           | 14,7                   | 65 184,3            | 12,6                   | 39 694,5            | 9,1                    | 38 130,2            | 7,4                    | 18 617,1            | 2,8                    |
| 11                     | Products of the milling industry; malt; starch; inulin; wheat gluten   | 16 474,4            | 2,3                    | 12 446,6            | 2,4                    | 12 023,8            | 2,8                    | 6 820,6             | 1,3                    | 10 362,5            | 1,6                    |
| 12                     | Oil seeds and fruits; other seeds, fruits and grain; medicinal plants and plants for industrial purposes; straw and fodder         | 683,0               | 0,1                    | 397,6               | 0,1                    | 1 823,4             | 0,4                    | 1 293,6             | 0,3                    | 532,4               | 0,1                    |
| 13                     | Natural, crude shellac; gums, resins and other vegetable juices and extracts   |                     |                        |                     |                        |                     |                        | 4,1                 | 0,0                    | 12,3                | 0,0                    |
| 14                     | Vegetable materials for basketry and wickerwork; other products of vegetable origin, not elsewhere specified or included           |                     |                        |                     |                        |                     |                        |                     |                        | 0,0                 | 0,0                    |
| 15                     | Fats and oils of animal or vegetable origin and their cleavage products; prepared edible fats; waxes of animal or vegetable origin | 18 303,2            | 2,6                    | 16 676,0            | 3,2                    | 9 600,4             | 2,2                    | 17 534,4            | 3,4                    | 14 562,4            | 2,2                    |
| 16                     | Prepared foodstuffs of meat, fish and crustaceans, molluscs and other aquatic invertebrates  | 3 079,1             | 0,4                    | 1 838,3             | 0,4                    | 1 537,2             | 0,4                    | 2 090,8             | 0,4                    | 2 335,0             | 0,4                    |
| 17                     | Sugar and sugar confectionery  | 4 390,3             | 0,6                    | 3 109,6             | 0,6                    | 3 049,2             | 0,7                    | 4 743,0             | 0,9                    | 4 698,1             | 0,7                    |
| 18                     | Cocoa and products thereof   | 8 538,0             | 1,2                    | 5 134,2             | 1,0                    | 3 788,1             | 0,9                    | 7 142,6             | 1,4                    | 6 453,7             | 1,0                    |
| 19                     | Prepared foodstuffs of cereals, flour, starch or milk; pastry  | 12 100,4            | 1,7                    | 8 222,3             | 1,6                    | 7 323,3             | 1,7                    | 11 172,2            | 2,2                    | 13 157,4            | 2,0                    |
| 20                     | Preparations of vegetables, fruit, nuts or other parts of plants   | 1 245,8             | 0,2                    | 709,3               | 0,1                    | 709,9               | 0,2                    | 1 246,5             | 0,2                    | 2 380,5             | 0,4                    |
| 21                     | Different foodstuffs   | 20 539,4            | 2,9                    | 8 189,9             | 1,6                    | 6 933,2             | 1,6                    | 11 076,2            | 2,1                    | 11 677,3            | 1,8                    |
| 22                     | Alcoholic and non-alcoholic beverages and vinegar  | 25 276,2            | 3,6                    | 17 098,7            | 3,3                    | 15 065,0            | 3,4                    | 19 583,7            | 3,8                    | 23 819,2            | 3,6                    |
| 23                     | Remains and waste from food industry; prepared animal feeds  | 2 148,6             | 0,3                    | 2 170,1             | 0,4                    | 1 990,3             | 0,5                    | 2 560,1             | 0,5                    | 2 871,3             | 0,4                    |
| 24                     | Tobacco and its substitutes  | 51 773,0            | 7,3                    | 54 233,8            | 10,5                   | 46 139,2            | 10,6                   | 46 948,8            | 9,1                    | 51 976,1            | 7,9                    |

| Commodity group's code | Name of the partner country, its commodity group   | 2014                |                        | 2015                |                        | 2016                |                        | 2017                |                        | 2018                |                        |
|------------------------|--|---------------------|------------------------|---------------------|------------------------|---------------------|------------------------|---------------------|------------------------|---------------------|------------------------|
|                        |  | thousand US dollars | in percentage to total | thousand US dollars | in percentage to total | thousand US dollars | in percentage to total | thousand US dollars | in percentage to total | thousand US dollars | in percentage to total |
| 25                     | Salt; sulfur; soil and stone; plastering materials, lime and cement  | 25 039,9            | 3,6                    | 15 488,4            | 3,0                    | 16 090,9            | 3,7                    | 22 451,2            | 4,3                    | 28 756,7            | 4,4                    |
| 26                     | Ores, slag and ash   | 3 662,2             | 0,5                    | 2 256,4             | 0,4                    | 1 703,5             | 0,4                    | 1 833,8             | 0,4                    | 2 687,1             | 0,4                    |
| 27                     | Mineral fuels, oil and products of its distillation; bituminous substances; mineral waxes  | 105 342,5           | 14,9                   | 136 870,3           | 26,4                   | 89 043,0            | 20,4                   | 85 396,8            | 16,5                   | 198 853,7           | 30,3                   |
| 28                     | Inorganic chemicals; organic or inorganic compounds of precious metals, rare earth metals, radioactive elements or of isotopes   | 38 694,9            | 5,5                    | 9 920,7             | 1,9                    | 1 429,3             | 0,3                    | 2 012,9             | 0,4                    | 2 719,4             | 0,4                    |
| 29                     | Organic chemical compounds   | 25,4                | 0,0                    | 60,0                | 0,0                    | 831,3               | 0,2                    | 1 998,2             | 0,4                    | 2 395,1             | 0,4                    |
| 30                     | Pharmaceutical products  | 7 697,7             | 1,1                    | 6 248,4             | 1,2                    | 2 549,2             | 0,6                    | 4 297,5             | 0,8                    | 3 608,7             | 0,5                    |
| 31                     | Fertilizers  | 7 953,0             | 1,1                    | 9 892,2             | 1,9                    | 8 115,4             | 1,9                    | 8 714,5             | 1,7                    | 7 271,1             | 1,1                    |
| 32                     | Tanning or dyeing extracts; tannins and derivatives thereof; dyes, pigments and other coloring matter; paints and varnishes; putty and other mastics; printing ink, ink                              | 10 768,7            | 1,5                    | 6 816,6             | 1,3                    | 7 648,0             | 1,7                    | 12 172,6            | 2,4                    | 12 267,6            | 1,9                    |
| 33                     | Essential oils and resinoids; perfumery, cosmetic or toilet preparations   | 15 281,3            | 2,2                    | 8 543,3             | 1,6                    | 8 022,7             | 1,8                    | 8 065,3             | 1,6                    | 10 700,2            | 1,6                    |
| 34                     | Soap, organic surface-active agents, detergents, lubricants, artificial and prepared waxes, candles and similar articles, plasticine, "dental waxes" and dental preparations with a basis of plaster | 11 009,2            | 1,6                    | 4 933,8             | 1,0                    | 7 914,4             | 1,8                    | 8 001,2             | 1,5                    | 8 852,5             | 1,3                    |
| 35                     | Protein substances; modified starches; adhesives; ferments   | 272,9               | 0,0                    | 225,5               | 0,0                    | 272,3               | 0,1                    | 544,8               | 0,1                    | 488,0               | 0,1                    |
| 36                     | Explosives; pyrotechnic products; matches; pyrophoric alloys; some combustible substances  | 869,9               | 0,1                    | 65,8                | 0,0                    | 83,3                | 0,0                    | 1 032,1             | 0,2                    | 670,2               | 0,1                    |
| 37                     | Photographic or cinematographic goods  | 0,5                 | 0,0                    | 7,6                 | 0,0                    | 58,1                | 0,0                    | 142,1               | 0,0                    | 152,9               | 0,0                    |
| 38                     | Other chemical products  | 1 582,4             | 0,2                    | 483,4               | 0,1                    | 626,0               | 0,1                    | 802,0               | 0,2                    | 2 205,3             | 0,3                    |
| 39                     | Plastics and articles thereof  | 13 201,6            | 1,9                    | 10 376,8            | 2,0                    | 14 233,1            | 3,3                    | 17 050,6            | 3,3                    | 21 031,0            | 3,2                    |
| 40                     | Rubber and articles thereof  | 452,4               | 0,1                    | 695,0               | 0,1                    | 2 115,7             | 0,5                    | 2 104,6             | 0,4                    | 1 738,5             | 0,3                    |
| 41                     | Crude skins (other than furskins) and leather  | 717,8               | 0,1                    | 653,1               | 0,1                    | 1 836,2             | 0,4                    | 118,5               | 0,0                    | 26,8                | 0,0                    |
| 42                     | Leather goods, saddlery and harness; travel goods, handbags and similar items; articles of animal gut (other than silkworm gut)  | 474,4               | 0,1                    | 906,0               | 0,2                    | 1 924,7             | 0,4                    | 2 280,3             | 0,4                    | 501,2               | 0,1                    |
| 43                     | Natural and artificial furs; articles thereof  | 0,3                 | 0,0                    |                     |                        |                     |                        | 0,0                 | 0,0                    | 42,9                | 0,0                    |
| 44                     | Wood and articles of wood; charcoal  | 245,7               | 0,0                    | 233,8               | 0,0                    | 3 816,4             | 0,9                    | 1 883,8             | 0,4                    | 3 158,8             | 0,5                    |
| 45                     | Cork and articles of cork  |                     |                        |                     |                        | 4,2                 | 0,0                    | 3,3                 | 0,0                    | 2,6                 | 0,0                    |
| 46                     | Manufactures of straw, esparto or of other plaiting materials; basketware and wicker products  | 7,1                 | 0,0                    | 0,9                 | 0,0                    | 0,5                 | 0,0                    | 0,1                 | 0,0                    | 0,0                 | 0,0                    |

Continuation

| Commodity group's code | Name of the partner country, its commodity group   | 2014                |                        | 2015                |                        | 2016                |                        | 2017                |                        | 2018                |                        |
|------------------------|--|---------------------|------------------------|---------------------|------------------------|---------------------|------------------------|---------------------|------------------------|---------------------|------------------------|
|                        |  | thousand US dollars | in percentage to total | thousand US dollars | in percentage to total | thousand US dollars | in percentage to total | thousand US dollars | in percentage to total | thousand US dollars | in percentage to total |
| 47                     | Pulp of wood or of other fibrous cellulosic materials; regenerated paper and cardboard (scrap paper and paper waste)     | 5 772,1             | 0,8                    | 5 067,1             | 1,0                    | 9,5                 | 0,0                    | 3,9                 | 0,0                    | 290,5               | 0,0                    |
| 48                     | Paper and cardboard; articles of paper pulp, paper or cardboard  |                     |                        |                     |                        | 7 311,9             | 1,7                    | 9 170,5             | 1,8                    | 7 207,6             | 1,1                    |
| 49                     | Printed books, newspapers, reproductions and other products of the printing industry; manuscripts, typescripts and plans | 828,2               | 0,1                    | 382,9               | 0,1                    | 122,7               | 0,0                    | 371,1               | 0,1                    | 1 079,2             | 0,2                    |
| 50                     | Silk   |                     |                        |                     |                        | 38,0                | 0,0                    |                     |                        |                     |                        |
| 51                     | Wool, fine or coarse animal hair; yarn and woven fabric of horsehair   | 233,3               | 0,0                    | 144,8               | 0,0                    | 14,2                | 0,0                    | 7,3                 | 0,0                    | 16,3                | 0,0                    |
| 52                     | Cotton   | 8,2                 | 0,0                    |                     |                        | 0,6                 | 0,0                    | 422,0               | 0,1                    | 366,9               | 0,1                    |
| 53                     | Other vegetable textile fibers; paper yarn and woven fabrics of paper yarn   |                     |                        | 0,0                 | 0,0                    |                     |                        |                     |                        | 0,1                 | 0,0                    |
| 54                     | Chemical threads   | 2,7                 | 0,0                    | 3,9                 | 0,0                    | 23,6                | 0,0                    | 25,8                | 0,0                    | 13,3                | 0,0                    |
| 55                     | Chemical fibers  | 4,1                 | 0,0                    | 20,4                | 0,0                    |                     |                        |                     |                        | 6,4                 | 0,0                    |
| 56                     | Wadding, felt and other nonwoven materials; special yarns; twines, ropes and cables and articles thereof                 | 88,4                | 0,0                    | 49,4                | 0,0                    | 5,2                 | 0,0                    | 89,9                | 0,0                    | 104,3               | 0,0                    |
| 57                     | Carpets and other textile floor coverings  | 71,2                | 0,0                    | 307,9               | 0,1                    | 470,6               | 0,1                    | 376,9               | 0,1                    | 488,3               | 0,1                    |
| 58                     | Special woven fabrics; tufted textile materials; laces; tapestries; finishing materials; embroidery                      | 3,1                 | 0,0                    |                     |                        | 6,8                 | 0,0                    | 1,2                 | 0,0                    | 2,3                 | 0,0                    |
| 59                     | Impregnated, coated or duplicated textile materials; textile articles for technical uses                                 | 2,0                 | 0,0                    | 53,1                | 0,0                    | 11,3                | 0,0                    | 55,0                | 0,0                    | 15,2                | 0,0                    |
| 60                     | Fabrics, knitted or crocheted  |                     |                        |                     |                        |                     |                        |                     |                        | 31,0                | 0,0                    |
| 61                     | Items of clothing and clothing accessories, knitted or crocheted   | 120,2               | 0,0                    | 179,0               | 0,0                    | 1 607,6             | 0,4                    | 1 425,8             | 0,3                    | 1 557,8             | 0,2                    |
| 62                     | Items of clothing and clothing accessories, other than knitted or crocheted  | 165,0               | 0,0                    | 118,7               | 0,0                    | 1 315,9             | 0,3                    | 1 720,2             | 0,3                    | 1 953,2             | 0,3                    |
| 63                     | Other prepared textile articles; sets; clothing and textiles, that were in use; rags                                     | 724,6               | 0,1                    | 512,1               | 0,1                    | 737,1               | 0,2                    | 698,1               | 0,1                    | 1 517,7             | 0,2                    |
| 64                     | Footwear, gaiters and similar articles; parts thereof  | 78,8                | 0,0                    | 24,2                | 0,0                    | 4,6                 | 0,0                    | 26,6                | 0,0                    | 56,7                | 0,0                    |
| 65                     | Headwear and articles thereof  | 4,2                 | 0,0                    | 3,9                 | 0,0                    | 10,0                | 0,0                    | 33,0                | 0,0                    | 43,0                | 0,0                    |
| 66                     | Umbrellas, sun umbrellas, walking-sticks, cane seats, horse riding whips and parts thereof                               | 42,6                | 0,0                    | 6,0                 | 0,0                    | 0,2                 | 0,0                    | 4,5                 | 0,0                    | 10,2                | 0,0                    |
| 67                     | Prepared feathers and down and articles made of it; artificial flowers; articles of human hair                           |                     |                        | 0,1                 | 0,0                    | 0,1                 | 0,0                    | 0,0                 | 0,0                    |                     |                        |
| 68                     | Articles of stone, plaster, cement, asbestos, mica or similar materials; ceramic products                                | 5 792,5             | 0,8                    | 3 224,4             | 0,6                    | 3 654,3             | 0,8                    | 4 232,4             | 0,8                    | 6 262,4             | 1,0                    |
| 69                     | Ceramic products   | 34,0                | 0,0                    | 256,8               | 0,0                    | 725,8               | 0,2                    | 1 277,4             | 0,2                    | 1 557,9             | 0,2                    |
| 70                     | Glass and glassware  | 343,3               | 0,0                    | 446,2               | 0,1                    | 914,2               | 0,2                    | 691,7               | 0,1                    | 639,6               | 0,1                    |

| Commodity group's code | Name of the partner country, its commodity group  | 2014                |                        | 2015                |                        | 2016                |                        | 2017                |                        | 2018                |                        |
|------------------------|---|---------------------|------------------------|---------------------|------------------------|---------------------|------------------------|---------------------|------------------------|---------------------|------------------------|
|                        |   | thousand US dollars | in percentage to total | thousand US dollars | in percentage to total | thousand US dollars | in percentage to total | thousand US dollars | in percentage to total | thousand US dollars | in percentage to total |
| 71                     | Natural or cultured pearls, precious or semi-precious stones, precious metals, metals clad with precious metals and articles thereof; imitation jewelry; coins  | 25 685,4            | 3,6                    | 18 863,2            | 3,6                    | 449,7               | 0,1                    | 342,9               | 0,1                    | 6 249,9             | 1,0                    |
| 72                     | Ferrous metals  | 47 730,0            | 6,8                    | 35 410,9            | 6,8                    | 39 134,9            | 9,0                    | 51 812,8            | 10,0                   | 45 925,5            | 7,0                    |
| 73                     | Articles of ferrous metals  | 11 402,5            | 1,6                    | 6 920,9             | 1,3                    | 8 275,5             | 1,9                    | 11 179,1            | 2,2                    | 14 645,7            | 2,2                    |
| 74                     | Copper and articles thereof   | 4 763,2             | 0,7                    | 2 103,4             | 0,4                    | 23,7                | 0,0                    | 4,7                 | 0,0                    | 8,0                 | 0,0                    |
| 75                     | Nickel and articles thereof   |                     |                        |                     |                        |                     |                        |                     |                        | 1,2                 | 0,0                    |
| 76                     | Aluminium and articles thereof  | 605,5               | 0,1                    | 901,2               | 0,2                    | 1 919,5             | 0,4                    | 2 348,6             | 0,5                    | 3 021,9             | 0,5                    |
| 78                     | Lead and articles thereof   |                     |                        |                     |                        | 0,3                 | 0,0                    | 5,7                 | 0,0                    | 4,6                 | 0,0                    |
| 79                     | Zinc and articles thereof   |                     |                        |                     |                        | 0,5                 | 0,0                    | 25,5                | 0,0                    | 24,8                | 0,0                    |
| 80                     | Tin and articles thereof  |                     |                        |                     |                        | 0,0                 | 0,0                    | 0,0                 | 0,0                    | 0,4                 | 0,0                    |
| 81                     | Other base metals; cermet; articles thereof   |                     |                        | 0,0                 | 0,0                    | 0,5                 | 0,0                    | 0,0                 | 0,0                    | 6,0                 | 0,0                    |
| 82                     | Tools, accessories, cutlery, spoons and forks of base metal; parts thereof of base metal  | 120,0               | 0,0                    | 99,5                | 0,0                    | 294,3               | 0,1                    | 583,3               | 0,1                    | 908,1               | 0,1                    |
| 83                     | Other articles of base metals   | 712,0               | 0,1                    | 396,7               | 0,1                    | 427,1               | 0,1                    | 997,4               | 0,2                    | 1 134,8             | 0,2                    |
| 84                     | Nuclear reactors, boilers, machinery and mechanical appliances; parts thereof   | 9 421,5             | 1,3                    | 6 336,4             | 1,2                    | 6 216,9             | 1,4                    | 17 234,2            | 3,3                    | 20 973,0            | 3,2                    |
| 85                     | Electrical machinery and equipment; parts thereof; sound-recording and sound-reproducing equipment, apparatus for recording and reproducing television image and sound, parts and accessories thereof                                 | 8 057,9             | 1,1                    | 4 949,7             | 1,0                    | 16 630,7            | 3,8                    | 21 857,1            | 4,2                    | 22 585,3            | 3,4                    |
| 86                     | Railway locomotives or tramway rail cars, rolling-stock and parts thereof; track fixtures and fittings for railways or tramways and parts thereof; mechanical (including electro-mechanical) traffic signaling equipment of all kinds | 19 712,0            | 2,8                    | 170,5               | 0,0                    | 86,7                | 0,0                    | 895,8               | 0,2                    | 6 623,6             | 1,0                    |
| 87                     | Vehicles other than railway or tramway rolling stock, parts and accessories thereof   | 20 385,5            | 2,9                    | 8 053,4             | 1,6                    | 10 454,0            | 2,4                    | 15 947,9            | 3,1                    | 12 663,9            | 1,9                    |
| 88                     | Aircrafts, spacecrafts, and parts thereof   |                     |                        |                     |                        |                     |                        |                     |                        | 2 428,5             | 0,4                    |
| 89                     | Ships, boats and floating constructions   | 23,0                | 0,0                    |                     |                        | 18,0                | 0,0                    |                     |                        | 1,4                 | 0,0                    |
| 90                     | Optical, photographic, cinematographic, measuring, checking, precise, medical or surgical instruments and apparatus; parts and accessories thereof  | 764,5               | 0,1                    | 818,3               | 0,2                    | 1 203,4             | 0,3                    | 576,9               | 0,1                    | 1 821,6             | 0,3                    |
| 91                     | Clocks and watches and parts thereof  | 127,0               | 0,0                    | 45,5                | 0,0                    | 5,4                 | 0,0                    | 37,7                | 0,0                    | 47,7                | 0,0                    |
| 92                     | Musical instruments; parts and accessories thereof  |                     |                        |                     |                        | 1,1                 | 0,0                    | 2,3                 | 0,0                    | 1,4                 | 0,0                    |
| 94                     | Furniture; bedding, mattresses, stuffed furnishings; lamps and lighting equipment; illuminated signs, nameplates and similar articles, prefabricated building constructions   | 14 876,0            | 2,1                    | 803,6               | 0,2                    | 1 519,7             | 0,3                    | 1 483,0             | 0,3                    | 2 143,1             | 0,3                    |

Continuation

| Commodity group's code | Name of the partner country, its commodity group   | 2014                |                        | 2015                |                        | 2016                |                        | 2017                |                        | 2018                |                        |
|------------------------|--|---------------------|------------------------|---------------------|------------------------|---------------------|------------------------|---------------------|------------------------|---------------------|------------------------|
|                        |  | thousand US dollars | in percentage to total | thousand US dollars | in percentage to total | thousand US dollars | in percentage to total | thousand US dollars | in percentage to total | thousand US dollars | in percentage to total |
| 95                     | Toys, games and sports requisites; parts and accessories thereof   | 308,2               | 0,0                    | 213,3               | 0,0                    | 395,9               | 0,1                    | 327,6               | 0,1                    | 1 019,6             | 0,2                    |
| 96                     | Various prepared articles  | 5 794,6             | 0,8                    | 3 838,2             | 0,7                    | 7 185,7             | 1,6                    | 12 808,2            | 2,5                    | 9 874,2             | 1,5                    |
| 99                     | Others   | 250,2               | 0,0                    | 114,1               | 0,0                    | 229,1               | 0,1                    | 300,5               | 0,1                    | 310,5               | 0,0                    |
|                        | Imports  | 351 174,4           | 100,0                  | 182 013,3           | 100,0                  | 231 377,9           | 100,0                  | 248 446,1           | 100,0                  | 243 613,2           | 100,0                  |
| 01                     | Live animals   | 18,3                | 0,0                    | 10,5                | 0,0                    |                     |                        |                     |                        |                     |                        |
| 02                     | Meat and edible meat offal   |                     |                        |                     |                        | 3,3                 | 0,0                    |                     |                        | 78,5                | 0,0                    |
| 03                     | Fish and crustaceans, molluscs and other aquatic invertebrates   |                     |                        |                     |                        | 53,8                | 0,0                    | 302,3               | 0,1                    | 224,3               | 0,1                    |
| 04                     | Dairy products; birds' eggs; natural honey; edible products of animal origin, not elsewhere specified or included                  | 23 681,0            | 6,7                    | 17 479,2            | 9,6                    | 10 517,5            | 4,5                    | 24 358,4            | 9,8                    | 12 241,6            | 5,0                    |
| 05                     | Products of animal origin, not elsewhere specified or included   |                     |                        |                     |                        |                     |                        | 8,5                 | 0,0                    |                     |                        |
| 06                     | Live trees and other plants; bulbs, roots and other similar parts of plants; cut flowers and ornamental foliage                    | 176,6               | 0,1                    | 72,5                | 0,0                    | 1,0                 | 0,0                    | 9,6                 | 0,0                    | 19,4                | 0,0                    |
| 07                     | Vegetables and some edible root crops and tubers   | 25 296,7            | 7,2                    | 11 089,8            | 6,1                    | 19 812,4            | 8,6                    | 11 507,7            | 4,6                    | 470,2               | 0,2                    |
| 08                     | Edible fruits and nuts; peel of citrus fruit or melons   | 24 467,8            | 7,0                    | 5 312,0             | 2,9                    | 9 311,9             | 4,0                    | 7 329,1             | 2,9                    | 3 469,8             | 1,4                    |
| 09                     | Coffee, tea, mate, or Paraguay tea, and flavourings  | 88,4                | 0,0                    | 111,5               | 0,1                    | 83,8                | 0,0                    | 687,7               | 0,3                    | 139,9               | 0,1                    |
| 10                     | Cereals  | 98,6                | 0,0                    | 11,2                | 0,0                    | 4,8                 | 0,0                    | 128,5               | 0,1                    | 62,4                | 0,0                    |
| 11                     | Products of the milling industry; malt; starch; inulin; wheat gluten   |                     |                        |                     |                        | 1,0                 | 0,0                    | 0,2                 | 0,0                    | 0,3                 | 0,0                    |
| 12                     | Oil seeds and fruits; other seeds, fruits and grain; medicinal plants and plants for industrial purposes; straw and fodder         | 15,5                | 0,0                    |                     |                        | 589,9               | 0,3                    | 963,6               | 0,4                    | 2,0                 | 0,0                    |
| 13                     | Natural, crude shellac; gums, resins and other vegetable juices and extracts   |                     |                        |                     |                        |                     |                        | 0,6                 | 0,0                    | 12,3                | 0,0                    |
| 14                     | Vegetable materials for basketry and wickerwork; other products of vegetable origin, not elsewhere specified or included           |                     |                        |                     |                        |                     |                        |                     |                        | 0,0                 | 0,0                    |
| 15                     | Fats and oils of animal or vegetable origin and their cleavage products; prepared edible fats; waxes of animal or vegetable origin |                     |                        | 3,7                 | 0,0                    | 212,9               | 0,1                    | 63,3                | 0,0                    | 85,7                | 0,0                    |
| 16                     | Prepared foodstuffs of meat, fish and crustaceans, molluscs and other aquatic invertebrates  |                     |                        |                     |                        |                     |                        | 146,8               | 0,1                    | 333,1               | 0,1                    |
| 17                     | Sugar and sugar confectionery  | 828,0               | 0,2                    | 918,9               | 0,5                    | 916,2               | 0,4                    | 612,8               | 0,2                    | 10 098,9            | 4,1                    |
| 18                     | Cocoa and products thereof   | 6,0                 | 0,0                    | 101,8               | 0,1                    | 549,2               | 0,2                    | 670,6               | 0,3                    | 761,3               | 0,3                    |
| 19                     | Prepared foodstuffs of cereals, flour, starch or milk; pastry  | 2 038,8             | 0,6                    | 1 436,0             | 0,8                    | 5 612,9             | 2,4                    | 6 259,3             | 2,5                    | 9 435,0             | 3,9                    |
| 20                     | Preparations of vegetables, fruit, nuts or other parts of plants   | 1 839,2             | 0,5                    | 466,8               | 0,3                    | 226,7               | 0,1                    | 416,4               | 0,2                    | 532,3               | 0,2                    |
| 21                     | Different foodstuffs   | 2 305,0             | 0,7                    | 1 986,1             | 1,1                    | 2 553,5             | 1,1                    | 2 364,8             | 1,0                    | 2 300,1             | 0,9                    |
| 22                     | Alcoholic and non-alcoholic beverages and vinegar  | 1 156,1             | 0,3                    | 617,6               | 0,3                    | 3 780,9             | 1,6                    | 5 627,2             | 2,3                    | 10 388,5            | 4,3                    |

| Commodity group's code | Name of the partner country, its commodity group   | 2014                |                        | 2015                |                        | 2016                |                        | 2017                |                        | 2018                |                        |
|------------------------|--|---------------------|------------------------|---------------------|------------------------|---------------------|------------------------|---------------------|------------------------|---------------------|------------------------|
|                        |  | thousand US dollars | in percentage to total | thousand US dollars | in percentage to total | thousand US dollars | in percentage to total | thousand US dollars | in percentage to total | thousand US dollars | in percentage to total |
| 23                     | Remains and waste from food industry; prepared animal feeds  |                     |                        |                     |                        | 39,0                | 0,0                    | 2,7                 | 0,0                    | 2,8                 | 0,0                    |
| 24                     | Tobacco and its substitutes  | 41,7                | 0,0                    | 13,6                | 0,0                    |                     |                        |                     |                        |                     |                        |
| 25                     | Salt; sulfur; soil and stone; plastering materials, lime and cement  | 427,5               | 0,1                    | 166,9               | 0,1                    | 406,7               | 0,2                    | 223,2               | 0,1                    | 94,9                | 0,0                    |
| 26                     | Ores, slag and ash   | 36 727,0            | 10,5                   | 20 393,4            | 11,2                   | 86 981,6            | 37,6                   | 99 559,6            | 40,1                   | 102 272,8           | 42,0                   |
| 27                     | Mineral fuels, oil and products of its distillation; bituminous substances; mineral waxes  | 8 110,1             | 2,3                    | 11 749,5            | 6,5                    | 45 206,0            | 19,5                   | 4 672,4             | 1,9                    | 5 954,0             | 2,4                    |
| 28                     | Inorganic chemicals; organic or inorganic compounds of precious metals, rare earth metals, radioactive elements or of isotopes   | 46 728,8            | 13,3                   | 22 046,0            | 12,1                   | 2 782,3             | 1,2                    | 344,9               | 0,1                    | 803,1               | 0,3                    |
| 29                     | Organic chemical compounds   | 0,0                 | 0,0                    | 1,8                 | 0,0                    | 4,1                 | 0,0                    | 398,3               | 0,2                    | 28,0                | 0,0                    |
| 30                     | Pharmaceutical products  | 41,4                | 0,0                    | 1,2                 | 0,0                    | 71,9                | 0,0                    | 12,5                | 0,0                    | 5,4                 | 0,0                    |
| 31                     | Fertilizers  |                     |                        | 0,4                 | 0,0                    | 55,6                | 0,0                    |                     |                        | 40,0                | 0,0                    |
| 32                     | Tanning or dyeing extracts; tannins and derivatives thereof; dyes, pigments and other coloring matter; paints and varnishes; putty and other mastics; printing ink, ink                              | 992,2               | 0,3                    | 724,2               | 0,4                    | 796,0               | 0,3                    | 365,0               | 0,1                    | 647,5               | 0,3                    |
| 33                     | Essential oils and resins; perfumery, cosmetic or toilet preparations  |                     |                        | 27,9                | 0,0                    | 57,0                | 0,0                    | 146,1               | 0,1                    | 95,5                | 0,0                    |
| 34                     | Soap, organic surface-active agents, detergents, lubricants, artificial and prepared waxes, candles and similar articles, plasticine, "dental waxes" and dental preparations with a basis of plaster | 25,9                | 0,0                    | 150,0               | 0,1                    | 115,4               | 0,0                    | 453,8               | 0,2                    | 552,6               | 0,2                    |
| 35                     | Protein substances; modified starches; adhesives; ferments   |                     |                        | 98,5                | 0,1                    | 201,4               | 0,1                    | 271,8               | 0,1                    | 281,7               | 0,1                    |
| 36                     | Explosives; pyrotechnic products; matches; pyrophoric alloys; some combustible substances  |                     |                        |                     |                        | 0,0                 | 0,0                    |                     |                        |                     |                        |
| 37                     | Photographic or cinematographic goods  |                     |                        |                     |                        | 5,2                 | 0,0                    | 0,0                 | 0,0                    |                     |                        |
| 38                     | Other chemical products  | 39,0                | 0,0                    | 132,7               | 0,1                    | 309,9               | 0,1                    | 22,5                | 0,0                    | 56,2                | 0,0                    |
| 39                     | Plastics and articles thereof  | 13 245,8            | 3,8                    | 9 401,8             | 5,2                    | 5 002,3             | 2,2                    | 7 814,8             | 3,1                    | 11 964,6            | 4,9                    |
| 40                     | Rubber and articles thereof  |                     |                        | 84,6                | 0,0                    | 34,8                | 0,0                    | 171,7               | 0,1                    | 744,0               | 0,3                    |
| 41                     | Crude skins (other than furskins) and leather  | 128,9               | 0,0                    | 14,3                | 0,0                    |                     |                        | 62,3                | 0,0                    | 34,4                | 0,0                    |
| 42                     | Leather goods, saddlery and harness; travel goods, handbags and similar items; articles of animal gut (other than silkworm gut)  | 75,4                | 0,0                    | 47,6                | 0,0                    | 68,8                | 0,0                    | 138,3               | 0,1                    | 280,1               | 0,1                    |
| 43                     | Natural and artificial furs; articles thereof  | 131,1               | 0,0                    | 59,4                | 0,0                    | 14,7                | 0,0                    | 10,4                | 0,0                    | 81,0                | 0,0                    |
| 44                     | Wood and articles of wood; charcoal  | 198,6               | 0,1                    | 144,2               | 0,1                    | 197,5               | 0,1                    | 569,3               | 0,2                    | 317,4               | 0,1                    |
| 45                     | Cork and articles of cork  |                     |                        |                     |                        | 0,0                 | 0,0                    |                     |                        |                     |                        |

Continuation

| Commodity group's code | Name of the partner country, its commodity group   | 2014                |                        | 2015                |                        | 2016                |                        | 2017                |                        | 2018                |                        |
|------------------------|--|---------------------|------------------------|---------------------|------------------------|---------------------|------------------------|---------------------|------------------------|---------------------|------------------------|
|                        |  | thousand US dollars | in percentage to total | thousand US dollars | in percentage to total | thousand US dollars | in percentage to total | thousand US dollars | in percentage to total | thousand US dollars | in percentage to total |
| 46                     | Manufactures of straw, esparto or of other plaiting materials; basketware and wicker products                            |                     |                        | 0,0                 | 0,0                    |                     |                        |                     |                        |                     |                        |
| 47                     | Pulp of wood or of other fibrous cellulosic materials; regenerated paper and cardboard (scrap paper and paper waste)     |                     |                        |                     |                        |                     |                        |                     |                        | 33,2                | 0,0                    |
| 48                     | Paper and cardboard; articles of paper pulp, paper or cardboard  | 6 583,0             | 1,9                    | 3 619,5             | 2,0                    | 4 495,4             | 1,9                    | 4 423,3             | 1,8                    | 4 110,3             | 1,7                    |
| 49                     | Printed books, newspapers, reproductions and other products of the printing industry; manuscripts, typescripts and plans | 0,0                 | 0,0                    | 2,2                 | 0,0                    | 39,8                | 0,0                    | 166,9               | 0,1                    | 297,9               | 0,1                    |
| 50                     | Silk   |                     |                        |                     |                        |                     |                        | 0,6                 | 0,0                    | 0,2                 | 0,0                    |
| 51                     | Wool, fine or coarse animal hair; yarn and woven fabric of horsehair   | 4,1                 | 0,0                    |                     |                        | 0,1                 | 0,0                    | 4,1                 | 0,0                    |                     |                        |
| 52                     | Cotton   |                     |                        |                     |                        | 0,6                 | 0,0                    |                     |                        | 442,9               | 0,2                    |
| 53                     | Other vegetable textile fibers; paper yarn and woven fabrics of paper yarn   | 121,6               | 0,0                    | 121,6               | 0,1                    | 105,6               | 0,0                    | 0,3                 | 0,0                    | 3,6                 | 0,0                    |
| 54                     | Chemical threads   | 0,1                 | 0,0                    | 27,2                | 0,0                    | 37,8                | 0,0                    | 36,6                | 0,0                    | 34,2                | 0,0                    |
| 55                     | Chemical fibers  |                     |                        | 1,6                 | 0,0                    | 29,3                | 0,0                    | 327,3               | 0,1                    | 216,4               | 0,1                    |
| 56                     | Wadding, felt and other nonwoven materials; special yarns; twines, ropes and cables and articles thereof                 | 16,2                | 0,0                    | 6,0                 | 0,0                    | 0,7                 | 0,0                    | 23,1                | 0,0                    | 3,7                 | 0,0                    |
| 57                     | Carpets and other textile floor coverings  |                     |                        | 65,3                | 0,0                    | 310,4               | 0,1                    | 200,5               | 0,1                    | 261,6               | 0,1                    |
| 58                     | Special woven fabrics; tufted textile materials; laces; tapestries; finishing materials; embroidery                      |                     |                        | 23,9                | 0,0                    | 4,2                 | 0,0                    | 22,1                | 0,0                    | 8,4                 | 0,0                    |
| 59                     | Impregnated, coated or duplicated textile materials;textile articles for technical uses                                  | 1,0                 | 0,0                    | 2,6                 | 0,0                    | 0,3                 | 0,0                    | 51,2                | 0,0                    | 24,5                | 0,0                    |
| 60                     | Fabrics, knitted or crocheted  |                     |                        | 5,0                 | 0,0                    | 0,2                 | 0,0                    | 106,0               | 0,0                    | 190,1               | 0,1                    |
| 61                     | Items of clothing and clothing accessories, knitted or crocheted   | 22 785,4            | 6,5                    | 7 797,5             | 4,3                    | 1 895,4             | 0,8                    | 20 943,3            | 8,4                    | 5 287,9             | 2,2                    |
| 62                     | Items of clothing and clothing accessories, other than knitted or crocheted  | 70 341,0            | 20,0                   | 27 639,1            | 15,2                   | 696,4               | 0,3                    | 726,3               | 0,3                    | 1 773,5             | 0,7                    |
| 63                     | Other prepared textile articles; sets; clothing and textiles, that were in use; rags                                     | 1 288,8             | 0,4                    | 403,8               | 0,2                    | 691,4               | 0,3                    | 439,0               | 0,2                    | 470,6               | 0,2                    |
| 64                     | Footwear, gaiters and similar articles; parts thereof  | 5 328,9             | 1,5                    | 7 071,3             | 3,9                    | 630,8               | 0,3                    | 477,0               | 0,2                    | 5 289,8             | 2,2                    |
| 65                     | Headwear and articles thereof  | 657,9               | 0,2                    | 178,8               | 0,1                    | 42,9                | 0,0                    | 40,4                | 0,0                    | 79,8                | 0,0                    |
| 66                     | Umbrellas, sun umbrellas, walking-sticks,cane seats, horse riding whips and parts thereof                                |                     |                        | 0,2                 | 0,0                    |                     |                        |                     |                        | 0,5                 | 0,0                    |
| 67                     | Prepared feathers and down and articles made of it; artificial flowers; articles of human hair                           |                     |                        | 6,6                 | 0,0                    | 1,4                 | 0,0                    | 0,5                 | 0,0                    | 3,1                 | 0,0                    |
| 68                     | Articles of stone, plaster, cement, asbestos, mica or similar materials; ceramic products                                | 10 060,1            | 2,9                    | 5 880,7             | 3,2                    | 3 389,1             | 1,5                    | 1 936,4             | 0,8                    | 4 357,3             | 1,8                    |

| Commodity group's code | Name of the partner country, its commodity group  | 2014                |                        | 2015                |                        | 2016                |                        | 2017                |                        | 2018                |                        |
|------------------------|---|---------------------|------------------------|---------------------|------------------------|---------------------|------------------------|---------------------|------------------------|---------------------|------------------------|
|                        |   | thousand US dollars | in percentage to total | thousand US dollars | in percentage to total | thousand US dollars | in percentage to total | thousand US dollars | in percentage to total | thousand US dollars | in percentage to total |
| 69                     | Ceramic products  | 643,8               | 0,2                    | 80,1                | 0,0                    | 304,5               | 0,1                    | 407,5               | 0,2                    | 6 623,8             | 2,7                    |
| 70                     | Glass and glassware   | 13 419,6            | 3,8                    | 6 154,2             | 3,4                    | 9 320,7             | 4,0                    | 17 235,7            | 6,9                    | 14 904,4            | 6,1                    |
| 71                     | Natural or cultured pearls, precious or semi-precious stones, thereof; imitation jewelry; coins   | 17,4                | 0,0                    | 262,0               | 0,1                    | 250,7               | 0,1                    | 1 727,0             | 0,7                    | 62,9                | 0,0                    |
| 72                     | Ferrous metals  | 3 047,0             | 0,9                    | 983,6               | 0,5                    | 627,6               | 0,3                    | 2 141,2             | 0,9                    | 2 653,7             | 1,1                    |
| 73                     | Articles of ferrous metals  | 4 523,9             | 1,3                    | 1 295,9             | 0,7                    | 1 842,0             | 0,8                    | 3 663,3             | 1,5                    | 915,4               | 0,4                    |
| 74                     | Copper and articles thereof   |                     |                        | 5,9                 | 0,0                    |                     |                        | 133,9               | 0,1                    | 1,5                 | 0,0                    |
| 75                     | Nickel and articles thereof   |                     |                        | 1,0                 | 0,0                    |                     |                        |                     |                        |                     |                        |
| 76                     | Aluminium and articles thereof  | 274,3               | 0,1                    | 125,1               | 0,1                    | 80,9                | 0,0                    | 101,0               | 0,0                    | 432,9               | 0,2                    |
| 79                     | Zinc and articles thereof   |                     |                        |                     |                        |                     |                        | 38,4                | 0,0                    |                     |                        |
| 80                     | Tin and articles thereof  |                     |                        |                     |                        |                     |                        | 1,1                 | 0,0                    | 0,1                 | 0,0                    |
| 82                     | Tools, accessories, cutlery, spoons and forks of base metal; parts thereof of base metal  | 0,7                 | 0,0                    | 53,0                | 0,0                    | 19,2                | 0,0                    | 14,9                | 0,0                    | 37,4                | 0,0                    |
| 83                     | Other articles of base metals   | 794,3               | 0,2                    | 539,6               | 0,3                    | 390,3               | 0,2                    | 683,2               | 0,3                    | 854,9               | 0,4                    |
| 84                     | Nuclear reactors, boilers, machinery and mechanical appliances; parts thereof   | 4 363,6             | 1,2                    | 3 985,7             | 2,2                    | 1 951,7             | 0,8                    | 6 014,1             | 2,4                    | 6 324,8             | 2,6                    |
| 85                     | Electrical machinery and equipment; parts thereof; sound-recording and sound-reproducing equipment, apparatus for recording and reproducing television image and sound, parts and accessories thereof                                 | 5 274,4             | 1,5                    | 4 272,0             | 2,3                    | 3 473,2             | 1,5                    | 5 294,5             | 2,1                    | 4 607,2             | 1,9                    |
| 86                     | Railway locomotives or tramway rail cars, rolling-stock and parts thereof; track fixtures and fittings for railways or tramways and parts thereof; mechanical (including electro-mechanical) traffic signaling equipment of all kinds | 274,0               | 0,1                    | 189,8               | 0,1                    | 0,9                 | 0,0                    | 187,5               | 0,1                    | 635,9               | 0,3                    |
| 87                     | Vehicles other than railway or tramway rolling stock, parts and accessories thereof   | 7 129,3             | 2,0                    | 1 157,2             | 0,6                    | 1 499,7             | 0,6                    | 576,7               | 0,2                    | 3 194,0             | 1,3                    |
| 88                     | Aircrafts, spacecrafts, and parts thereof   |                     |                        |                     |                        | 5,0                 | 0,0                    | 10,0                | 0,0                    | 1,0                 | 0,0                    |
| 89                     | Ships, boats and floating constructions   | 311,0               | 0,1                    |                     |                        |                     |                        |                     |                        |                     |                        |
| 90                     | Optical, photographic, cinematographic, measuring, checking, precise, medical or surgical instruments and apparatus; parts and accessories thereof  | 1 526,7             | 0,4                    | 2 758,2             | 1,5                    | 203,2               | 0,1                    | 141,0               | 0,1                    | 184,2               | 0,1                    |
| 91                     | Clocks and watches and parts thereof  |                     |                        | 34,7                | 0,0                    | 81,4                | 0,0                    | 661,7               | 0,3                    | 742,1               | 0,3                    |
| 92                     | Musical instruments; parts and accessories thereof  |                     |                        |                     |                        |                     |                        |                     |                        | 1,5                 | 0,0                    |
| 94                     | Furniture; bedding, mattresses, stuffed furnishings; lamps and lighting equipment; illuminated signs, nameplates and similar articles, prefabricated building constructions   | 3 401,4             | 1,0                    | 2 365,4             | 1,3                    | 2 344,9             | 1,0                    | 2 664,9             | 1,1                    | 3 520,6             | 1,4                    |

Continuation

| Commodity group's code | Name of the partner country, its commodity group   | 2014                |                        | 2015                |                        | 2016                |                        | 2017                |                        | 2018                |                        |
|------------------------|--|---------------------|------------------------|---------------------|------------------------|---------------------|------------------------|---------------------|------------------------|---------------------|------------------------|
|                        |  | thousand US dollars | in percentage to total | thousand US dollars | in percentage to total | thousand US dollars | in percentage to total | thousand US dollars | in percentage to total | thousand US dollars | in percentage to total |
| 95                     | Toys, games and sports requisites; parts and accessories thereof   | 15,6                | 0,0                    |                     |                        | 6,2                 | 0,0                    | 1,0                 | 0,0                    | 48,0                | 0,0                    |
| 96                     | Various prepared articles  | 40,1                | 0,0                    | 21,5                | 0,0                    | 21,9                | 0,0                    | 26,8                | 0,0                    | 64,1                | 0,0                    |
| 97                     | Works of art, collectors' pieces and antiques  | 0,0                 | 0,0                    |                     |                        |                     |                        |                     |                        |                     |                        |
| 99                     | Others   |                     |                        |                     |                        |                     |                        | 98,7                | 0,0                    | 1,8                 | 0,0                    |
|                        | Russia   | 20 196 233,7        |                        | 15 076 855,7        |                        | 12 733 489,8        |                        | 16 372 030,9        |                        | 18 517 344,6        |                        |
|                        | Exports  | 6 388 543,6         | 100,0                  | 4 547 555,3         | 100,0                  | 3 445 176,6         | 100,0                  | 4 639 035,2         | 100,0                  | 5 279 873,7         | 100,0                  |
| 01                     | Live animals   | 3 102,3             | 0,0                    | 3 568,3             | 0,1                    | 2 420,8             | 0,1                    | 1 334,1             | 0,0                    | 3 015,8             | 0,1                    |
| 02                     | Meat and edible meat offal   | 25 318,3            | 0,4                    | 21 860,3            | 0,5                    | 15 753,4            | 0,5                    | 14 819,5            | 0,3                    | 23 384,7            | 0,4                    |
| 03                     | Fish and crustaceans, molluscs and other aquatic invertebrates   | 4 981,9             | 0,1                    | 5 047,2             | 0,1                    | 6 698,9             | 0,2                    | 7 243,9             | 0,2                    | 5 923,5             | 0,1                    |
| 04                     | Dairy products; birds' eggs; natural honey; edible products of animal origin, not elsewhere specified or included                  | 23 114,1            | 0,4                    | 28 018,6            | 0,6                    | 14 498,0            | 0,4                    | 23 110,2            | 0,5                    | 46 075,3            | 0,9                    |
| 05                     | Products of animal origin, not elsewhere specified or included   | 1 520,0             | 0,0                    | 749,0               | 0,0                    | 147,4               | 0,0                    | 32,7                | 0,0                    | 419,4               | 0,0                    |
| 06                     | Live trees and other plants; bulbs, roots and other similar parts of plants; cut flowers and ornamental foliage                    | 2 493,0             | 0,0                    | 1 147,8             | 0,0                    | 6 464,8             | 0,2                    | 10 938,6            | 0,2                    | 14 243,4            | 0,3                    |
| 07                     | Vegetables and some edible root crops and tubers   | 5 425,9             | 0,1                    | 5 258,1             | 0,1                    | 8 832,5             | 0,3                    | 20 392,4            | 0,4                    | 41 219,8            | 0,8                    |
| 08                     | Edible fruits and nuts; peel of citrus fruit or melons   | 10 596,1            | 0,2                    | 11 787,1            | 0,3                    | 8 213,4             | 0,2                    | 47 129,6            | 1,0                    | 46 630,6            | 0,9                    |
| 09                     | Coffee, tea, mate, or Paraguay tea, and flavourings  | 4 939,5             | 0,1                    | 6 062,4             | 0,1                    | 8 015,7             | 0,2                    | 7 198,7             | 0,2                    | 9 875,5             | 0,2                    |
| 10                     | Cereals  | 101 234,0           | 1,6                    | 79 320,7            | 1,7                    | 86 675,3            | 2,5                    | 33 876,9            | 0,7                    | 60 283,2            | 1,1                    |
| 11                     | Products of the milling industry; malt; starch; inulin; wheat gluten   | 6 546,0             | 0,1                    | 1 658,0             | 0,0                    | 5 815,2             | 0,2                    | 5 224,2             | 0,1                    | 7 807,0             | 0,1                    |
| 12                     | Oil seeds and fruits; other seeds, fruits and grain; medicinal plants and plants for industrial purposes; straw and fodder         | 14 088,4            | 0,2                    | 21 679,5            | 0,5                    | 25 245,5            | 0,7                    | 23 103,8            | 0,5                    | 25 722,3            | 0,5                    |
| 13                     | Natural, crude shellac; gums, resins and other vegetable juices and extracts   | 22,3                | 0,0                    |                     |                        | 7,6                 | 0,0                    | 3,1                 | 0,0                    | 13,3                | 0,0                    |
| 14                     | Vegetable materials for basketry and wickerwork; other products of vegetable origin, not elsewhere specified or included           | 16,3                | 0,0                    | 44,1                | 0,0                    | 74,9                | 0,0                    | 0,1                 | 0,0                    | 3,6                 | 0,0                    |
| 15                     | Fats and oils of animal or vegetable origin and their cleavage products; prepared edible fats; waxes of animal or vegetable origin | 1 579,4             | 0,0                    | 1 981,4             | 0,0                    | 1 440,4             | 0,0                    | 6 477,3             | 0,1                    | 3 936,2             | 0,1                    |
| 16                     | Prepared foodstuffs of meat, fish and crustaceans, molluscs and other aquatic invertebrates  | 4 124,1             | 0,1                    | 3 210,2             | 0,1                    | 5 352,5             | 0,2                    | 4 085,0             | 0,1                    | 11 156,1            | 0,2                    |
| 17                     | Sugar and sugar confectionery  | 22 623,9            | 0,4                    | 15 231,4            | 0,3                    | 21 679,5            | 0,6                    | 32 582,5            | 0,7                    | 28 116,1            | 0,5                    |
| 18                     | Cocoa and products thereof   | 24 253,5            | 0,4                    | 12 030,3            | 0,3                    | 16 926,2            | 0,5                    | 25 496,9            | 0,5                    | 24 880,2            | 0,5                    |
| 19                     | Prepared foodstuffs of cereals, flour, starch or milk; pastry  | 12 746,5            | 0,2                    | 26 365,7            | 0,6                    | 8 830,3             | 0,3                    | 13 996,0            | 0,3                    | 16 567,8            | 0,3                    |
| 20                     | Preparations of vegetables, fruit, nuts or other parts of plants   | 1 138,7             | 0,0                    | 1 224,3             | 0,0                    | 2 031,4             | 0,1                    | 3 149,7             | 0,1                    | 3 333,7             | 0,1                    |

| Commodity group's code | Name of the partner country, its commodity group   | 2014                |                        | 2015                |                        | 2016                |                        | 2017                |                        | 2018                |                        |
|------------------------|--|---------------------|------------------------|---------------------|------------------------|---------------------|------------------------|---------------------|------------------------|---------------------|------------------------|
|                        |  | thousand US dollars | in percentage to total | thousand US dollars | in percentage to total | thousand US dollars | in percentage to total | thousand US dollars | in percentage to total | thousand US dollars | in percentage to total |
| 21                     | Different foodstuffs   | 1 033,6             | 0,0                    | 447,3               | 0,0                    | 1 244,0             | 0,0                    | 3 165,1             | 0,1                    | 5 333,3             | 0,1                    |
| 22                     | Alcoholic and non-alcoholic beverages and vinegar  | 12 107,3            | 0,2                    | 15 928,7            | 0,4                    | 23 506,4            | 0,7                    | 16 986,8            | 0,4                    | 21 212,0            | 0,4                    |
| 23                     | Remains and waste from food industry; prepared animal feeds  | 5 840,5             | 0,1                    | 4 794,2             | 0,1                    | 13 170,7            | 0,4                    | 12 721,3            | 0,3                    | 15 637,4            | 0,3                    |
| 24                     | Tobacco and its substitutes  | 84,1                | 0,0                    | 2 511,9             | 0,1                    | 2 207,4             | 0,1                    | 271,5               | 0,0                    | 159,1               | 0,0                    |
| 25                     | Salt; sulfur; soil and stone; plastering materials, lime and cement  | 140 631,5           | 2,2                    | 134 148,7           | 2,9                    | 117 023,4           | 3,4                    | 112 037,4           | 2,4                    | 135 206,6           | 2,6                    |
| 26                     | Ores, slag and ash   | 1 397 788,3         | 21,9                   | 724 515,4           | 15,9                   | 684 975,1           | 19,9                   | 953 418,8           | 20,6                   | 1 116 357,0         | 21,1                   |
| 27                     | Mineral fuels, oil and products of its distillation; bituminous substances; mineral waxes  | 1 000 073,0         | 15,7                   | 1 131 819,1         | 24,9                   | 414 463,8           | 12,0                   | 634 888,3           | 13,7                   | 660 870,4           | 12,5                   |
| 28                     | Inorganic chemicals; organic or inorganic compounds of precious metals, rare earth metals, radioactive elements or of isotopes   | 740 686,9           | 11,6                   | 890 661,0           | 19,6                   | 608 875,5           | 17,7                   | 525 002,2           | 11,3                   | 646 237,4           | 12,2                   |
| 29                     | Organic chemical compounds   | 23 396,5            | 0,4                    | 29 090,1            | 0,6                    | 22 896,0            | 0,7                    | 22 586,1            | 0,5                    | 28 705,1            | 0,5                    |
| 30                     | Pharmaceutical products  | 5 157,8             | 0,1                    | 2 818,0             | 0,1                    | 2 824,2             | 0,1                    | 10 875,9            | 0,2                    | 20 506,2            | 0,4                    |
| 31                     | Fertilizers  | 2 682,0             | 0,0                    | 4 197,7             | 0,1                    | 6 537,1             | 0,2                    | 12 027,3            | 0,3                    | 21 177,6            | 0,4                    |
| 32                     | Tanning or dyeing extracts; tannins and derivatives thereof; dyes, pigments and other coloring matter; paints and varnishes; putty and other mastics; printing ink, ink                              | 541,7               | 0,0                    | 786,8               | 0,0                    | 1 351,2             | 0,0                    | 2 951,3             | 0,1                    | 1 499,6             | 0,0                    |
| 33                     | Essential oils and resinoids; perfumery, cosmetic or toilet preparations   | 352,8               | 0,0                    | 1 066,4             | 0,0                    | 1 353,7             | 0,0                    | 2 847,4             | 0,1                    | 3 860,1             | 0,1                    |
| 34                     | Soap, organic surface-active agents, detergents, lubricants, artificial and prepared waxes, candles and similar articles, plasticine, "dental waxes" and dental preparations with a basis of plaster | 387,8               | 0,0                    | 412,2               | 0,0                    | 832,7               | 0,0                    | 1 004,6             | 0,0                    | 922,0               | 0,0                    |
| 35                     | Protein substances; modified starches; adhesives; ferments   | 455,4               | 0,0                    | 46,9                | 0,0                    | 133,0               | 0,0                    | 103,8               | 0,0                    | 201,1               | 0,0                    |
| 36                     | Explosives; pyrotechnic products; matches; pyrophoric alloys; some combustible substances  | 0,2                 | 0,0                    | 557,4               | 0,0                    | 627,7               | 0,0                    | 84,9                | 0,0                    | 9,1                 | 0,0                    |
| 37                     | Photographic or cinematographic goods  | 317,9               | 0,0                    | 1 064,4             | 0,0                    | 59,6                | 0,0                    | 19,6                | 0,0                    | 19,3                | 0,0                    |
| 38                     | Other chemical products  | 1 996,9             | 0,0                    | 2 323,0             | 0,1                    | 1 674,2             | 0,0                    | 2 525,7             | 0,1                    | 24 094,5            | 0,5                    |
| 39                     | Plastics and articles thereof  | 53 105,9            | 0,8                    | 43 721,4            | 1,0                    | 42 859,6            | 1,2                    | 49 183,6            | 1,1                    | 61 090,0            | 1,2                    |
| 40                     | Rubber and articles thereof  | 8 489,3             | 0,1                    | 2 400,6             | 0,1                    | 2 536,7             | 0,1                    | 3 969,6             | 0,1                    | 4 837,9             | 0,1                    |
| 41                     | Crude skins (other than furskins) and leather  | 70,3                | 0,0                    | 227,8               | 0,0                    | 515,0               | 0,0                    | 907,8               | 0,0                    | 1 159,2             | 0,0                    |
| 42                     | Leather goods, saddlery and harness; travel goods, handbags and similar items; articles of animal gut (other than silkworm gut)  | 7 828,8             | 0,1                    | 8 446,9             | 0,2                    | 3 200,2             | 0,1                    | 183,5               | 0,0                    | 1 433,6             | 0,0                    |
| 43                     | Natural and artificial furs; articles thereof  | 1 482,6             | 0,0                    | 333,4               | 0,0                    | 43,1                | 0,0                    | 411,2               | 0,0                    | 493,0               | 0,0                    |
| 44                     | Wood and articles of wood; charcoal  | 710,2               | 0,0                    | 495,9               | 0,0                    | 170,6               | 0,0                    | 329,2               | 0,0                    | 686,0               | 0,0                    |

Continuation

| Commodity group's code | Name of the partner country, its commodity group   | 2014                |                        | 2015                |                        | 2016                |                        | 2017                |                        | 2018                |                        |
|------------------------|--|---------------------|------------------------|---------------------|------------------------|---------------------|------------------------|---------------------|------------------------|---------------------|------------------------|
|                        |  | thousand US dollars | in percentage to total | thousand US dollars | in percentage to total | thousand US dollars | in percentage to total | thousand US dollars | in percentage to total | thousand US dollars | in percentage to total |
| 45                     | Cork and articles of cork  | 0,0                 | 0,0                    | 61,6                | 0,0                    | 0,0                 | 0,0                    | 0,0                 | 0,0                    | 1,6                 | 0,0                    |
| 46                     | Manufactures of straw, esparto or of other plaiting materials; basketware and wicker products                            | 3,0                 | 0,0                    | 0,2                 | 0,0                    | 63,7                | 0,0                    | 12,4                | 0,0                    | 11,3                | 0,0                    |
| 47                     | Pulp of wood or of other fibrous cellulosic materials; regenerated paper and cardboard (scrap paper and paper waste)     | 2 578,8             | 0,0                    | 3 065,8             | 0,1                    | 4 223,5             | 0,1                    | 5 418,3             | 0,1                    | 3 093,7             | 0,1                    |
| 48                     | Paper and cardboard; articles of paper pulp, paper or cardboard  | 1 085,0             | 0,0                    | 1 854,8             | 0,0                    | 2 195,0             | 0,1                    | 1 401,4             | 0,0                    | 2 795,1             | 0,1                    |
| 49                     | Printed books, newspapers, reproductions and other products of the printing industry; manuscripts, typescripts and plans | 1 922,3             | 0,0                    | 1 005,9             | 0,0                    | 300,5               | 0,0                    | 222,2               | 0,0                    | 664,5               | 0,0                    |
| 50                     | Silk   |                     |                        | 282,0               | 0,0                    | 190,7               | 0,0                    | 1,2                 | 0,0                    |                     |                        |
| 51                     | Wool, fine or coarse animal hair; yarn and woven fabric of horsehair   | 798,5               | 0,0                    | 127,9               | 0,0                    | 541,7               | 0,0                    | 222,3               | 0,0                    | 334,1               | 0,0                    |
| 52                     | Cotton   | 32 069,8            | 0,5                    | 15 746,6            | 0,3                    | 25 829,2            | 0,7                    | 16 091,8            | 0,3                    | 10 398,0            | 0,2                    |
| 53                     | Other vegetable textile fibers; paper yarn and woven fabrics of paper yarn   | 97,1                | 0,0                    |                     |                        | 24,9                | 0,0                    | 11,5                | 0,0                    | 6,4                 | 0,0                    |
| 54                     | Chemical threads   | 1,0                 | 0,0                    | 309,7               | 0,0                    | 466,0               | 0,0                    | 801,8               | 0,0                    | 1 177,7             | 0,0                    |
| 55                     | Chemical fibers  | 119,4               | 0,0                    | 944,5               | 0,0                    | 335,2               | 0,0                    | 80,2                | 0,0                    | 265,0               | 0,0                    |
| 56                     | Wadding, felt and other nonwoven materials; special yarns; twines, ropes and cables and articles thereof                 | 559,1               | 0,0                    | 234,5               | 0,0                    | 674,7               | 0,0                    | 557,0               | 0,0                    | 780,7               | 0,0                    |
| 57                     | Carpets and other textile floor coverings  | 73,6                | 0,0                    | 331,8               | 0,0                    | 1 128,7             | 0,0                    | 879,9               | 0,0                    | 798,1               | 0,0                    |
| 58                     | Special woven fabrics; tufted textile materials; laces; tapestries; finishing materials; embroidery                      | 153,9               | 0,0                    | 38,2                | 0,0                    | 37,6                | 0,0                    | 141,4               | 0,0                    | 426,7               | 0,0                    |
| 59                     | Impregnated, coated or duplicated textile materials;textile articles for technical uses                                  | 467,8               | 0,0                    | 472,0               | 0,0                    | 771,7               | 0,0                    | 455,6               | 0,0                    | 701,5               | 0,0                    |
| 60                     | Fabrics, knitted or crocheted  |                     |                        | 129,9               | 0,0                    | 42,2                | 0,0                    | 170,2               | 0,0                    | 33,8                | 0,0                    |
| 61                     | Items of clothing and clothing accessories, knitted or crocheted   | 8 191,5             | 0,1                    | 9 543,1             | 0,2                    | 12 557,9            | 0,4                    | 2 617,4             | 0,1                    | 3 140,5             | 0,1                    |
| 62                     | Items of clothing and clothing accessories, other than knitted or crocheted  | 6 163,5             | 0,1                    | 10 882,1            | 0,2                    | 18 718,5            | 0,5                    | 3 093,5             | 0,1                    | 5 034,7             | 0,1                    |
| 63                     | Other prepared textile articles; sets; clothing and textiles, that were in use; rags                                     | 3 860,1             | 0,1                    | 1 571,7             | 0,0                    | 2 284,2             | 0,1                    | 7 653,3             | 0,2                    | 17 381,3            | 0,3                    |
| 64                     | Footwear, gaiters and similar articles; parts thereof  | 22 028,8            | 0,3                    | 78 209,2            | 1,7                    | 14 584,0            | 0,4                    | 7 170,0             | 0,2                    | 7 347,9             | 0,1                    |
| 65                     | Headwear and articles thereof  | 311,4               | 0,0                    | 347,5               | 0,0                    | 223,5               | 0,0                    | 167,9               | 0,0                    | 622,8               | 0,0                    |
| 66                     | Umbrellas, sun umbrellas, walking-sticks,cane seats, horse riding whips and parts thereof                                | 502,6               | 0,0                    | 8,3                 | 0,0                    | 18,4                | 0,0                    | 24,5                | 0,0                    | 65,5                | 0,0                    |
| 67                     | Prepared feathers and down and articles made of it; artificial flowers; articles of human hair                           | 5,2                 | 0,0                    | 0,3                 | 0,0                    | 11,3                | 0,0                    | 22,7                | 0,0                    | 98,6                | 0,0                    |

| Commodity group's code | Name of the partner country, its commodity group  | 2014                |                        | 2015                |                        | 2016                |                        | 2017                |                        | 2018                |                        |
|------------------------|---|---------------------|------------------------|---------------------|------------------------|---------------------|------------------------|---------------------|------------------------|---------------------|------------------------|
|                        |   | thousand US dollars | in percentage to total | thousand US dollars | in percentage to total | thousand US dollars | in percentage to total | thousand US dollars | in percentage to total | thousand US dollars | in percentage to total |
| 68                     | Articles of stone, plaster, cement, asbestos, mica or similar materials; ceramic products   | 3 932,7             | 0,1                    | 2 419,3             | 0,1                    | 2 836,0             | 0,1                    | 2 952,8             | 0,1                    | 5 894,4             | 0,1                    |
| 69                     | Ceramic products  | 982,1               | 0,0                    | 1 121,2             | 0,0                    | 875,1               | 0,0                    | 965,1               | 0,0                    | 1 797,8             | 0,0                    |
| 70                     | Glass and glassware   | 2 433,9             | 0,0                    | 1 994,4             | 0,0                    | 2 017,6             | 0,1                    | 4 011,6             | 0,1                    | 3 831,5             | 0,1                    |
| 71                     | Natural or cultured pearls, precious or semi-precious stones, precious metals, metals clad with precious metals and articles thereof; imitation jewelry; coins  | 186 658,4           | 2,9                    | 194 864,8           | 4,3                    | 15 594,2            | 0,5                    | 2 173,0             | 0,0                    | 4 829,5             | 0,1                    |
| 72                     | Ferrous metals  | 1 039 183,6         | 16,3                   | 473 563,2           | 10,4                   | 588 996,5           | 17,1                   | 1 185 394,0         | 25,6                   | 1 237 280,9         | 23,4                   |
| 73                     | Articles of ferrous metals  | 117 356,8           | 1,8                    | 92 962,9            | 2,0                    | 125 129,1           | 3,6                    | 151 822,2           | 3,3                    | 212 186,2           | 4,0                    |
| 74                     | Copper and articles thereof   | 65 046,7            | 1,0                    | 49 438,4            | 1,1                    | 60 072,6            | 1,7                    | 172 364,0           | 3,7                    | 91 696,9            | 1,7                    |
| 75                     | Nickel and articles thereof   | 0,0                 | 0,0                    | 48,1                | 0,0                    | 56,3                | 0,0                    | 188,8               | 0,0                    | 51,8                | 0,0                    |
| 76                     | Aluminum and articles thereof   | 199 316,7           | 3,1                    | 115 430,6           | 2,5                    | 107 373,6           | 3,1                    | 139 098,9           | 3,0                    | 120 747,7           | 2,3                    |
| 78                     | Lead and articles thereof   | 4 209,7             | 0,1                    | 4 282,9             | 0,1                    | 5 499,4             | 0,2                    | 5 643,1             | 0,1                    | 8 288,7             | 0,2                    |
| 79                     | Zinc and articles thereof   | 43 703,3            | 0,7                    | 44 896,0            | 1,0                    | 55 530,1            | 1,6                    | 45 335,1            | 1,0                    | 18 741,9            | 0,4                    |
| 80                     | Tin and articles thereof  | 210,3               | 0,0                    | 0,0                 | 0,0                    | 0,2                 | 0,0                    | 5,3                 | 0,0                    | 0,3                 | 0,0                    |
| 81                     | Other base metals; cermet; articles thereof   | 17 150,5            | 0,3                    | 10 860,3            | 0,2                    | 7 637,5             | 0,2                    | 7 934,1             | 0,2                    | 45 759,4            | 0,9                    |
| 82                     | Tools, accessories, cutlery, spoons and forks of base metal; parts thereof of base metal  | 1 935,9             | 0,0                    | 700,0               | 0,0                    | 926,8               | 0,0                    | 1 003,3             | 0,0                    | 2 447,3             | 0,0                    |
| 83                     | Other articles of base metals   | 1 972,6             | 0,0                    | 3 473,1             | 0,1                    | 1 577,2             | 0,0                    | 826,7               | 0,0                    | 1 190,1             | 0,0                    |
| 84                     | Nuclear reactors, boilers, machinery and mechanical appliances; parts thereof   | 660 763,8           | 10,3                   | 80 274,5            | 1,8                    | 89 603,4            | 2,6                    | 101 755,0           | 2,2                    | 145 206,5           | 2,8                    |
| 85                     | Electrical machinery and equipment; parts thereof; sound-recording and sound-reproducing equipment, apparatus for recording and reproducing television image and sound, parts and accessories thereof                                 | 259 894,5           | 4,1                    | 51 024,7            | 1,1                    | 72 306,5            | 2,1                    | 88 679,7            | 1,9                    | 118 663,9           | 2,2                    |
| 86                     | Railway locomotives or tramway rail cars, rolling-stock and parts thereof; track fixtures and fittings for railways or tramways and parts thereof; mechanical (including electro-mechanical) traffic signaling equipment of all kinds | 1 453,8             | 0,0                    | 1 019,4             | 0,0                    | 1 254,3             | 0,0                    | 3 233,2             | 0,1                    | 25 420,5            | 0,5                    |
| 87                     | Vehicles other than railway or tramway rolling stock, parts and accessories thereof   | 10 498,5            | 0,2                    | 28 785,5            | 0,6                    | 10 859,6            | 0,3                    | 13 509,5            | 0,3                    | 18 772,3            | 0,4                    |
| 88                     | Aircrafts, spacecrafts, and parts thereof   | 214,3               | 0,0                    | 546,1               | 0,0                    | 566,6               | 0,0                    | 1 775,3             | 0,0                    | 57,6                | 0,0                    |
| 89                     | Ships, boats and floating constructions   | 4 470,7             | 0,1                    | 1 456,0             | 0,0                    | 1 613,7             | 0,0                    | 680,0               | 0,0                    | 13,3                | 0,0                    |
| 90                     | Optical, photographic, cinematographic, measuring, checking, precise, medical or surgical instruments and apparatus; parts and accessories thereof  | 5 329,1             | 0,1                    | 6 730,1             | 0,1                    | 4 822,9             | 0,1                    | 3 887,9             | 0,1                    | 3 917,3             | 0,1                    |
| 91                     | Clocks and watches and parts thereof  | 14,7                | 0,0                    | 100,6               | 0,0                    | 31,3                | 0,0                    | 86,0                | 0,0                    | 52,2                | 0,0                    |

Continuation

| Commodity group's code | Name of the partner country, its commodity group  | 2014                |                        | 2015                |                        | 2016                |                        | 2017                |                        | 2018                |                        |
|------------------------|---|---------------------|------------------------|---------------------|------------------------|---------------------|------------------------|---------------------|------------------------|---------------------|------------------------|
|                        |   | thousand US dollars | in percentage to total | thousand US dollars | in percentage to total | thousand US dollars | in percentage to total | thousand US dollars | in percentage to total | thousand US dollars | in percentage to total |
| 92                     | Musical instruments; parts and accessories thereof  |                     |                        |                     |                        | 0,0                 | 0,0                    | 1,6                 | 0,0                    | 13,5                | 0,0                    |
|                        | Furniture; bedding, mattresses, stuffed furnishings; lamps and lighting equipment, illuminated signs, nameplates and similar articles, prefabricated building constructions | 1 131,5             | 0,0                    | 3 618,0             | 0,1                    | 1 228,5             | 0,0                    | 2 763,5             | 0,1                    | 2 529,2             | 0,0                    |
| 94                     | Toys, games and sports requisites; parts and accessories thereof  | 3 735,7             | 0,1                    | 2 781,4             | 0,1                    | 4 161,7             | 0,1                    | 5 873,8             | 0,1                    | 10 086,3            | 0,2                    |
| 95                     | Various prepared articles   | 184,5               | 0,0                    | 139,4               | 0,0                    | 502,1               | 0,0                    | 524,4               | 0,0                    | 696,9               | 0,0                    |
| 96                     | Works of art, collectors' pieces and antiques   | 10,3                | 0,0                    | 2,2                 | 0,0                    |                     |                        | 0,8                 | 0,0                    |                     |                        |
| 97                     | Others  | 670,9               | 0,0                    | 794,9               | 0,0                    | 672,0               | 0,0                    | 632,3               | 0,0                    | 205,5               | 0,0                    |
| 99                     | Imports   | 13 807 690,1        | 100,0                  | 10 529 300,4        | 100,0                  | 9 288 313,2         | 100,0                  | 11 732 995,7        | 100,0                  | 13 237 470,9        | 100,0                  |
| 01                     | Live animals  | 10 086,1            | 0,1                    | 10 168,1            | 0,1                    | 9 349,3             | 0,1                    | 12 548,4            | 0,1                    | 18 331,9            | 0,1                    |
| 02                     | Meat and edible meat offal  | 36 724,5            | 0,3                    | 41 530,2            | 0,4                    | 36 319,3            | 0,4                    | 50 103,0            | 0,4                    | 51 948,1            | 0,4                    |
| 03                     | Fish and crustaceans, molluscs and other aquatic invertebrates  | 19 023,3            | 0,1                    | 14 972,6            | 0,1                    | 17 070,6            | 0,2                    | 15 832,5            | 0,1                    | 22 878,2            | 0,2                    |
|                        | Dairy products; birds' eggs; natural honey; edible products of animal origin, not elsewhere specified or included   | 185 970,4           | 1,3                    | 112 301,4           | 1,1                    | 100 722,4           | 1,1                    | 110 079,4           | 0,9                    | 99 586,2            | 0,8                    |
| 04                     | Products of animal origin, not elsewhere specified or included  | 443,3               | 0,0                    | 631,9               | 0,0                    | 986,1               | 0,0                    | 962,3               | 0,0                    | 1 201,7             | 0,0                    |
| 05                     | Live trees and other plants; bulbs, roots and other similar parts of plants; cut flowers and ornamental foliage   | 2 317,3             | 0,0                    | 1 734,9             | 0,0                    | 1 632,7             | 0,0                    | 1 271,6             | 0,0                    | 1 091,2             | 0,0                    |
| 06                     | Vegetables and some edible root crops and tubers  | 6 271,0             | 0,0                    | 6 300,6             | 0,1                    | 4 728,6             | 0,1                    | 7 462,5             | 0,1                    | 7 771,3             | 0,1                    |
| 07                     | Edible fruits and nuts; peel of citrus fruit or melons  | 16 586,2            | 0,1                    | 10 844,8            | 0,1                    | 6 623,9             | 0,1                    | 16 228,5            | 0,1                    | 15 322,9            | 0,1                    |
| 08                     | Coffee, tea, mate, or Paraguay tea, and flavourings   | 26 458,1            | 0,2                    | 18 414,0            | 0,2                    | 24 436,5            | 0,3                    | 29 220,5            | 0,2                    | 30 022,3            | 0,2                    |
| 09                     | Cereals   | 25 189,0            | 0,2                    | 31 643,6            | 0,3                    | 8 644,9             | 0,1                    | 12 999,5            | 0,1                    | 21 949,6            | 0,2                    |
| 10                     | Products of the milling industry; malt; starch; inulin; wheat gluten  | 20 858,3            | 0,2                    | 20 551,5            | 0,2                    | 13 648,0            | 0,1                    | 16 907,1            | 0,1                    | 19 731,1            | 0,1                    |
| 11                     | Oil seeds and fruits; other seeds, fruits and grain; medicinal plants and plants for industrial purposes; straw and fodder  | 12 488,4            | 0,1                    | 10 381,5            | 0,1                    | 17 312,6            | 0,2                    | 11 894,4            | 0,1                    | 14 886,2            | 0,1                    |
| 12                     | Natural, crude shellac; gums, resins and other vegetable juices and extracts  | 3 759,9             | 0,0                    | 2 380,7             | 0,0                    | 2 501,4             | 0,0                    | 2 468,8             | 0,0                    | 2 684,5             | 0,0                    |
| 13                     | Vegetable materials for basketry and wickerwork; other products of vegetable origin, not elsewhere specified or included  | 94,1                | 0,0                    | 176,8               | 0,0                    | 212,5               | 0,0                    | 220,1               | 0,0                    | 237,1               | 0,0                    |
| 14                     | Fats and oils of animal or vegetable origin and their cleavage products; prepared edible fats; waxes of animal or vegetable origin  | 126 372,0           | 0,9                    | 141 917,6           | 1,3                    | 151 711,3           | 1,6                    | 149 840,6           | 1,3                    | 144 005,8           | 1,1                    |
| 15                     | Prepared foodstuffs of meat, fish and crustaceans, molluscs and other aquatic invertebrates   | 110 787,7           | 0,8                    | 78 032,4            | 0,7                    | 62 445,3            | 0,7                    | 76 127,2            | 0,6                    | 77 281,3            | 0,6                    |
| 16                     | Sugar and sugar confectionery   | 57 163,7            | 0,4                    | 37 773,2            | 0,4                    | 49 583,1            | 0,5                    | 111 937,8           | 1,0                    | 114 505,4           | 0,9                    |

| Commodity group's code | Name of the partner country, its commodity group   | 2014                |                        | 2015                |                        | 2016                |                        | 2017                |                        | 2018                |                        |
|------------------------|--|---------------------|------------------------|---------------------|------------------------|---------------------|------------------------|---------------------|------------------------|---------------------|------------------------|
|                        |  | thousand US dollars | in percentage to total | thousand US dollars | in percentage to total | thousand US dollars | in percentage to total | thousand US dollars | in percentage to total | thousand US dollars | in percentage to total |
| 18                     | Cocoa and products thereof   | 173 132,2           | 1,3                    | 119 949,7           | 1,1                    | 107 944,5           | 1,2                    | 118 305,1           | 1,0                    | 126 741,4           | 1,0                    |
| 19                     | Prepared foodstuffs of cereals, flour, starch or milk; pastry  | 202 658,0           | 1,5                    | 158 991,9           | 1,5                    | 152 547,7           | 1,6                    | 176 145,1           | 1,5                    | 176 191,0           | 1,3                    |
| 20                     | Preparations of vegetables, fruit, nuts or other parts of plants   | 119 225,6           | 0,9                    | 102 774,3           | 1,0                    | 89 064,8            | 1,0                    | 107 609,2           | 0,9                    | 125 004,4           | 0,9                    |
| 21                     | Different foodstuffs   | 167 090,9           | 1,2                    | 135 472,8           | 1,3                    | 130 712,6           | 1,4                    | 155 543,3           | 1,3                    | 155 178,7           | 1,2                    |
| 22                     | Alcoholic and non-alcoholic beverages and vinegar  | 95 731,8            | 0,7                    | 57 539,9            | 0,5                    | 70 581,0            | 0,8                    | 103 393,7           | 0,9                    | 112 104,6           | 0,8                    |
| 23                     | Remains and waste from food industry; prepared animal feeds  | 58 477,7            | 0,4                    | 50 066,4            | 0,5                    | 53 019,9            | 0,6                    | 55 059,6            | 0,5                    | 67 198,9            | 0,5                    |
| 24                     | Tobacco and its substitutes  | 148 138,3           | 1,1                    | 153 531,1           | 1,5                    | 164 142,5           | 1,8                    | 136 307,9           | 1,2                    | 139 814,1           | 1,1                    |
| 25                     | Salt; sulfur; soil and stone; plastering materials, lime and cement  | 111 647,1           | 0,8                    | 88 664,4            | 0,8                    | 49 446,0            | 0,5                    | 77 666,7            | 0,7                    | 74 582,0            | 0,6                    |
| 26                     | Ores, slag and ash   | 288 199,6           | 2,1                    | 343 014,1           | 3,3                    | 380 312,7           | 4,1                    | 351 398,7           | 3,0                    | 388 360,1           | 2,9                    |
| 27                     | Mineral fuels, oil and products of its distillation; bituminous substances; mineral waxes  | 1 714 016,1         | 12,4                   | 1 142 751,6         | 10,9                   | 1 076 647,7         | 11,6                   | 1 552 129,0         | 13,2                   | 1 967 111,0         | 14,9                   |
| 28                     | Inorganic chemicals; organic or inorganic compounds of precious metals, rare earth metals, radioactive elements or of isotopes   | 148 346,3           | 1,1                    | 141 039,7           | 1,3                    | 135 321,2           | 1,5                    | 180 579,8           | 1,5                    | 193 260,2           | 1,5                    |
| 29                     | Organic chemical compounds   | 92 871,3            | 0,7                    | 85 839,4            | 0,8                    | 84 861,7            | 0,9                    | 111 172,3           | 0,9                    | 102 568,3           | 0,8                    |
| 30                     | Pharmaceutical products  | 140 881,2           | 1,0                    | 108 911,1           | 1,0                    | 135 736,8           | 1,5                    | 136 720,1           | 1,2                    | 125 603,0           | 0,9                    |
| 31                     | Fertilizers  | 46 388,3            | 0,3                    | 38 256,0            | 0,4                    | 38 296,1            | 0,4                    | 44 815,6            | 0,4                    | 66 477,4            | 0,5                    |
| 32                     | Tanning or dyeing extracts; tannins and derivatives thereof; dyes, pigments and other coloring matter; paints and varnishes; putty and other mastics; printing ink, ink                              | 69 980,1            | 0,5                    | 61 081,9            | 0,6                    | 65 568,1            | 0,7                    | 82 596,8            | 0,7                    | 90 004,7            | 0,7                    |
| 33                     | Essential oils and resinoids; perfumery, cosmetic or toilet preparations   | 130 979,1           | 0,9                    | 106 593,1           | 1,0                    | 113 102,8           | 1,2                    | 137 662,1           | 1,2                    | 144 855,0           | 1,1                    |
| 34                     | Soap, organic surface-active agents, detergents, lubricants, artificial and prepared waxes, candles and similar articles, plasticine, "dental waxes" and dental preparations with a basis of plaster | 170 797,6           | 1,2                    | 131 943,7           | 1,3                    | 136 200,5           | 1,5                    | 177 778,9           | 1,5                    | 193 626,4           | 1,5                    |
| 35                     | Protein substances; modified starches; adhesives; ferments   | 23 798,3            | 0,2                    | 9 674,6             | 0,1                    | 10 812,9            | 0,1                    | 15 706,3            | 0,1                    | 16 741,4            | 0,1                    |
| 36                     | Explosives; pyrotechnic products; matches; pyrophoric alloys; some combustible substances  | 29 025,9            | 0,2                    | 20 697,6            | 0,2                    | 20 345,3            | 0,2                    | 27 049,6            | 0,2                    | 28 501,5            | 0,2                    |
| 37                     | Photographic or cinematographic goods  | 2 290,8             | 0,0                    | 2 501,6             | 0,0                    | 1 773,2             | 0,0                    | 1 743,8             | 0,0                    | 2 440,0             | 0,0                    |
| 38                     | Other chemical products  | 135 307,4           | 1,0                    | 104 494,0           | 1,0                    | 113 287,6           | 1,2                    | 150 683,9           | 1,3                    | 177 041,0           | 1,3                    |
| 39                     | Plastics and articles thereof  | 603 338,3           | 4,4                    | 475 009,3           | 4,5                    | 476 213,1           | 5,1                    | 531 280,1           | 4,5                    | 605 039,5           | 4,6                    |
| 40                     | Rubber and articles thereof  | 231 243,0           | 1,7                    | 185 822,6           | 1,8                    | 196 286,7           | 2,1                    | 250 838,4           | 2,1                    | 250 333,3           | 1,9                    |
| 41                     | Crude skins (other than furskins) and leather  | 3 527,5             | 0,0                    | 2 554,2             | 0,0                    | 3 150,0             | 0,0                    | 2 428,9             | 0,0                    | 3 003,7             | 0,0                    |

Continuation

| Commodity group's code | Name of the partner country, its commodity group  | 2014                |                        | 2015                |                        | 2016                |                        | 2017                |                        | 2018                |                        |
|------------------------|---|---------------------|------------------------|---------------------|------------------------|---------------------|------------------------|---------------------|------------------------|---------------------|------------------------|
|                        |   | thousand US dollars | in percentage to total | thousand US dollars | in percentage to total | thousand US dollars | in percentage to total | thousand US dollars | in percentage to total | thousand US dollars | in percentage to total |
| 42                     | Leather goods, saddlery and harness; travel goods, handbags and similar items; articles of animal gut (other than silkworm gut) | 12 645,8            | 0,1                    | 8 962,2             | 0,1                    | 8 226,2             | 0,1                    | 9 080,8             | 0,1                    | 9 663,0             | 0,1                    |
| 43                     | Natural and artificial furs; articles thereof   | 213,6               | 0,0                    | 998,2               | 0,0                    | 746,3               | 0,0                    | 1 730,8             | 0,0                    | 1 618,6             | 0,0                    |
| 44                     | Wood and articles of wood; charcoal   | 305 435,7           | 2,2                    | 222 987,8           | 2,1                    | 185 602,8           | 2,0                    | 241 095,7           | 2,1                    | 281 781,0           | 2,1                    |
| 45                     | Cork and articles of cork   | 144,6               | 0,0                    | 131,4               | 0,0                    | 435,6               | 0,0                    | 268,9               | 0,0                    | 280,8               | 0,0                    |
| 46                     | Manufactures of straw, esparto or of other plaiting materials; basketware and wicker products                                   | 148,4               | 0,0                    | 165,9               | 0,0                    | 182,3               | 0,0                    | 108,4               | 0,0                    | 122,4               | 0,0                    |
| 47                     | Pulp of wood or of other fibrous cellulosic materials; regenerated paper and cardboard (scrap paper and paper waste)            | 9 451,5             | 0,1                    | 6 109,1             | 0,1                    | 7 515,6             | 0,1                    | 6 609,4             | 0,1                    | 6 608,5             | 0,0                    |
| 48                     | Paper and cardboard; articles of paper pulp, paper or cardboard   | 245 589,2           | 1,8                    | 200 895,4           | 1,9                    | 225 648,3           | 2,4                    | 261 124,1           | 2,2                    | 256 416,2           | 1,9                    |
| 49                     | Printed books, newspapers, reproductions and other products of the printing industry; manuscripts, typescripts and plans        | 44 926,6            | 0,3                    | 36 014,9            | 0,3                    | 25 010,4            | 0,3                    | 37 595,7            | 0,3                    | 33 001,4            | 0,2                    |
| 50                     | Silk  | 12,1                | 0,0                    | 159,6               | 0,0                    | 35,6                | 0,0                    | 24,4                | 0,0                    | 47,2                | 0,0                    |
| 51                     | Wool, fine or coarse animal hair; yarn and woven fabric of horsehair  | 3 092,0             | 0,0                    | 2 569,7             | 0,0                    | 1 855,2             | 0,0                    | 1 480,7             | 0,0                    | 1 519,1             | 0,0                    |
| 52                     | Cotton  | 11 947,9            | 0,1                    | 10 333,3            | 0,1                    | 5 997,3             | 0,1                    | 8 273,8             | 0,1                    | 8 362,9             | 0,1                    |
| 53                     | Other vegetable textile fibers; paper yarn and woven fabrics of paper yarn  | 891,6               | 0,0                    | 641,9               | 0,0                    | 496,8               | 0,0                    | 704,6               | 0,0                    | 533,5               | 0,0                    |
| 54                     | Chemical threads  | 2 836,0             | 0,0                    | 2 632,2             | 0,0                    | 3 096,8             | 0,0                    | 3 834,1             | 0,0                    | 5 506,1             | 0,0                    |
| 55                     | Chemical fibers   | 19 652,6            | 0,1                    | 10 367,1            | 0,1                    | 8 538,8             | 0,1                    | 11 097,1            | 0,1                    | 9 964,2             | 0,1                    |
| 56                     | Wadding, felt and other nonwoven materials; special yarns; twines, ropes and cables and articles thereof                        | 33 633,4            | 0,2                    | 20 017,6            | 0,2                    | 23 559,6            | 0,3                    | 28 142,7            | 0,2                    | 36 522,9            | 0,3                    |
| 57                     | Carpets and other textile floor coverings   | 3 118,5             | 0,0                    | 1 898,2             | 0,0                    | 2 092,5             | 0,0                    | 2 636,7             | 0,0                    | 4 167,8             | 0,0                    |
| 58                     | Special woven fabrics; tufted textile materials; laces; tapestries; finishing materials; embroidery                             | 2 536,6             | 0,0                    | 1 157,9             | 0,0                    | 1 828,9             | 0,0                    | 2 738,3             | 0,0                    | 2 793,2             | 0,0                    |
| 59                     | Impregnated, coated or duplicated textile materials;textile articles for technical uses   | 20 824,2            | 0,2                    | 13 650,3            | 0,1                    | 12 558,7            | 0,1                    | 18 000,7            | 0,2                    | 21 605,2            | 0,2                    |
| 60                     | Fabrics, knitted or crocheted   | 565,5               | 0,0                    | 322,5               | 0,0                    | 602,6               | 0,0                    | 864,6               | 0,0                    | 1 003,8             | 0,0                    |
| 61                     | Items of clothing and clothing accessories, knitted or crocheted  | 59 081,1            | 0,4                    | 49 386,0            | 0,5                    | 41 085,9            | 0,4                    | 55 188,5            | 0,5                    | 64 320,7            | 0,5                    |
| 62                     | Items of clothing and clothing accessories, other than knitted or crocheted   | 72 421,5            | 0,5                    | 63 514,9            | 0,6                    | 64 546,7            | 0,7                    | 81 956,7            | 0,7                    | 96 560,8            | 0,7                    |
| 63                     | Other prepared textile articles; sets; clothing and textiles, that were in use; rags  | 21 042,3            | 0,2                    | 17 291,7            | 0,2                    | 16 900,5            | 0,2                    | 22 829,3            | 0,2                    | 28 575,9            | 0,2                    |
| 64                     | Footwear, gaiters and similar articles; parts thereof   | 86 194,8            | 0,6                    | 56 929,9            | 0,5                    | 59 846,6            | 0,6                    | 56 159,8            | 0,5                    | 85 263,8            | 0,6                    |
| 65                     | Headwear and articles thereof   | 5 378,3             | 0,0                    | 4 855,4             | 0,0                    | 4 246,6             | 0,0                    | 4 987,7             | 0,0                    | 5 555,5             | 0,0                    |

| Commodity group's code | Name of the partner country, its commodity group  | 2014                |                        | 2015                |                        | 2016                |                        | 2017                |                        | 2018                |                        |
|------------------------|---|---------------------|------------------------|---------------------|------------------------|---------------------|------------------------|---------------------|------------------------|---------------------|------------------------|
|                        |   | thousand US dollars | in percentage to total | thousand US dollars | in percentage to total | thousand US dollars | in percentage to total | thousand US dollars | in percentage to total | thousand US dollars | in percentage to total |
| 66                     | Umbrellas, sun umbrellas, walking-sticks, cane seats, horse riding whips and parts thereof  | 98,2                | 0,0                    | 98,0                | 0,0                    | 157,7               | 0,0                    | 422,6               | 0,0                    | 534,3               | 0,0                    |
| 67                     | Prepared feathers and down and articles made of it; artificial flowers; articles of human hair  | 437,4               | 0,0                    | 220,5               | 0,0                    | 138,7               | 0,0                    | 168,5               | 0,0                    | 243,3               | 0,0                    |
| 68                     | Articles of stone, plaster, cement, asbestos, mica or similar materials; ceramic products   | 133 829,4           | 1,0                    | 121 979,1           | 1,2                    | 99 926,0            | 1,1                    | 116 313,4           | 1,0                    | 100 263,0           | 0,8                    |
| 69                     | Ceramic products  | 155 436,4           | 1,1                    | 114 364,3           | 1,1                    | 110 300,0           | 1,2                    | 135 076,7           | 1,2                    | 134 629,2           | 1,0                    |
| 70                     | Glass and glassware   | 177 814,6           | 1,3                    | 111 561,1           | 1,1                    | 107 095,9           | 1,2                    | 111 152,8           | 0,9                    | 97 643,6            | 0,7                    |
| 71                     | Natural or cultured pearls, precious or semi-precious stones, precious metals, metals clad with precious metals and articles thereof; imitation jewelry; coins  | 59 308,4            | 0,4                    | 37 963,5            | 0,4                    | 42 167,2            | 0,5                    | 59 692,4            | 0,5                    | 39 363,6            | 0,3                    |
| 72                     | Ferrous metals  | 835 057,7           | 6,0                    | 703 075,4           | 6,7                    | 498 375,2           | 5,4                    | 851 062,1           | 7,3                    | 950 247,7           | 7,2                    |
| 73                     | Articles of ferrous metals  | 861 950,0           | 6,2                    | 648 399,7           | 6,2                    | 491 103,1           | 5,3                    | 614 655,5           | 5,2                    | 762 735,6           | 5,8                    |
| 74                     | Copper and articles thereof   | 23 440,8            | 0,2                    | 22 976,7            | 0,2                    | 16 328,0            | 0,2                    | 21 875,5            | 0,2                    | 26 296,4            | 0,2                    |
| 75                     | Nickel and articles thereof   | 1 594,7             | 0,0                    | 1 336,5             | 0,0                    | 1 173,9             | 0,0                    | 1 406,6             | 0,0                    | 2 060,0             | 0,0                    |
| 76                     | Aluminium and articles thereof  | 102 542,3           | 0,7                    | 112 023,9           | 1,1                    | 102 000,2           | 1,1                    | 134 415,2           | 1,1                    | 189 468,5           | 1,4                    |
| 78                     | Lead and articles thereof   | 1 204,3             | 0,0                    | 855,8               | 0,0                    | 4 289,5             | 0,0                    | 4 134,8             | 0,0                    | 1 994,1             | 0,0                    |
| 79                     | Zinc and articles thereof   | 3 189,7             | 0,0                    | 2 853,4             | 0,0                    | 2 189,4             | 0,0                    | 3 568,1             | 0,0                    | 2 613,9             | 0,0                    |
| 80                     | Tin and articles thereof  | 4 287,1             | 0,0                    | 2 342,1             | 0,0                    | 3 639,9             | 0,0                    | 1 970,2             | 0,0                    | 3 930,2             | 0,0                    |
| 81                     | Other base metals; cermet; articles thereof   | 4 905,2             | 0,0                    | 2 380,3             | 0,0                    | 2 421,3             | 0,0                    | 2 788,2             | 0,0                    | 3 328,0             | 0,0                    |
| 82                     | Tools, accessories, cutlery, spoons and forks of base metal; parts thereof of base metal  | 45 128,2            | 0,3                    | 35 446,9            | 0,3                    | 31 983,4            | 0,3                    | 49 032,6            | 0,4                    | 59 434,1            | 0,4                    |
| 83                     | Other articles of base metals   | 45 493,9            | 0,3                    | 39 641,3            | 0,4                    | 41 400,4            | 0,4                    | 48 338,4            | 0,4                    | 60 967,1            | 0,5                    |
| 84                     | Nuclear reactors, boilers, machinery and mechanical appliances; parts thereof   | 1 225 631,8         | 8,9                    | 942 285,9           | 8,9                    | 884 957,9           | 9,5                    | 1 060 717,4         | 9,0                    | 1 179 170,9         | 8,9                    |
| 85                     | Electrical machinery and equipment; parts thereof; sound-recording and sound-reproducing equipment, apparatus for recording and reproducing television image and sound, parts and accessories thereof                                 | 896 393,2           | 6,5                    | 646 969,0           | 6,1                    | 635 409,4           | 6,8                    | 724 442,0           | 6,2                    | 799 644,7           | 6,0                    |
| 86                     | Railway locomotives or tramway rail cars, rolling-stock and parts thereof; track fixtures and fittings for railways or tramways and parts thereof; mechanical (including electro-mechanical) traffic signaling equipment of all kinds | 406 532,6           | 2,9                    | 159 670,4           | 1,5                    | 131 141,5           | 1,4                    | 271 549,4           | 2,3                    | 316 749,5           | 2,4                    |
| 87                     | Vehicles other than railway or tramway rolling stock, parts and accessories thereof   | 1 719 467,9         | 12,5                   | 965 592,2           | 9,2                    | 451 025,4           | 4,9                    | 698 650,7           | 6,0                    | 834 370,8           | 6,3                    |
| 88                     | Aircrafts, spacecrafts, and parts thereof   | 27 598,6            | 0,2                    | 306 235,9           | 2,9                    | 187 522,8           | 2,0                    | 78 942,1            | 0,7                    | 194 571,5           | 1,5                    |
| 89                     | Ships, boats and floating constructions   | 12 116,3            | 0,1                    | 7 901,0             | 0,1                    | 18 607,7            | 0,2                    | 35 281,9            | 0,3                    | 9 224,5             | 0,1                    |

Continuation

| Commodity group's code | Name of the partner country, its commodity group  | 2014                |                        | 2015                |                        | 2016                |                        | 2017                |                        | 2018                |                        |
|------------------------|---|---------------------|------------------------|---------------------|------------------------|---------------------|------------------------|---------------------|------------------------|---------------------|------------------------|
|                        |   | thousand US dollars | in percentage to total | thousand US dollars | in percentage to total | thousand US dollars | in percentage to total | thousand US dollars | in percentage to total | thousand US dollars | in percentage to total |
| 90                     | Optical, photographic, cinematographic, measuring, checking, precise, medical or surgical instruments and apparatus; parts and accessories thereof                          | 174 313,9           | 1,3                    | 140 981,8           | 1,3                    | 130 332,9           | 1,4                    | 165 106,0           | 1,4                    | 176 650,3           | 1,3                    |
| 91                     | Clocks and watches and parts thereof  | 6 200,3             | 0,0                    | 4 997,4             | 0,0                    | 3 990,7             | 0,0                    | 3 839,3             | 0,0                    | 3 459,3             | 0,0                    |
| 92                     | Musical instruments; parts and accessories thereof  | 532,4               | 0,0                    | 391,7               | 0,0                    | 339,6               | 0,0                    | 602,2               | 0,0                    | 1 390,6             | 0,0                    |
| 94                     | Furniture; bedding, mattresses, stuffed furnishings; lamps and lighting equipment, illuminated signs, nameplates and similar articles, prefabricated building constructions | 191 220,8           | 1,4                    | 165 889,8           | 1,6                    | 141 493,6           | 1,5                    | 174 541,2           | 1,5                    | 174 769,1           | 1,3                    |
| 95                     | Toys, games and sports requisites; parts and accessories thereof  | 61 636,7            | 0,4                    | 52 450,0            | 0,5                    | 50 850,1            | 0,5                    | 65 047,6            | 0,6                    | 66 156,3            | 0,5                    |
| 96                     | Various prepared articles   | 77 909,9            | 0,6                    | 64 942,8            | 0,6                    | 69 015,6            | 0,7                    | 96 232,8            | 0,8                    | 94 321,5            | 0,7                    |
| 97                     | Works of art, collectors' pieces and antiques   | 108,3               | 0,0                    | 761,0               | 0,0                    | 163,8               | 0,0                    | 42,1                | 0,0                    | 428,2               | 0,0                    |
| 99                     | Others  | 22 839,9            | 0,2                    | 13 789,3            | 0,1                    | 14 811,8            | 0,2                    | 34 674,7            | 0,3                    | 13 800,3            | 0,1                    |
|                        | Ukraine   | 2 881 751,6         |                        | 2 001 484,7         |                        | 1 342 307,6         |                        | 1 600 358,3         |                        | 1 448 904,7         |                        |
| 03                     | Exports   | 1 672 966,5         | 100,0                  | 1 173 658,8         | 100,0                  | 906 666,8           | 100,0                  | 1 138 146,7         | 100,0                  | 1 060 492,2         | 100,0                  |
|                        | Fish and crustaceans, molluscs and other aquatic invertebrates  | 1 724,7             | 0,1                    | 895,2               | 0,1                    | 556,3               | 0,1                    | 840,5               | 0,1                    | 1 138,0             | 0,1                    |
| 04                     | Dairy products; birds' eggs; natural honey; edible products of animal origin, not elsewhere specified or included   |                     |                        |                     |                        |                     |                        |                     |                        |                     |                        |
|                        | Live trees and other plants; bulbs, roots and other similar parts of plants; cut flowers and ornamental foliage   |                     |                        |                     |                        |                     |                        | 0,1                 | 0,0                    |                     | 0,0                    |
| 06                     | Vegetables and some edible root crops and tubers  | 10,5                | 0,0                    | 28,1                | 0,0                    | 39,0                | 0,0                    | 19,7                | 0,0                    | 192,5               | 0,0                    |
| 07                     | Edible fruits and nuts; peel of citrus fruit or melons  | 40,6                | 0,0                    | 6,0                 | 0,0                    | 9,9                 | 0,0                    | 31,8                | 0,0                    | 127,1               | 0,0                    |
| 08                     | Coffee, tea, mate, or Paraguay tea, and flavourings   |                     |                        |                     |                        | 0,0                 | 0,0                    | 0,8                 | 0,0                    | 0,1                 | 0,0                    |
| 09                     | Cereals   | 456,8               | 0,0                    |                     |                        | 828,1               | 0,1                    | 4 387,7             | 0,4                    | 4 542,1             | 0,4                    |
| 10                     | Products of the milling industry; malt; starch; inulin; wheat gluten  | 80,0                | 0,0                    | 148,6               | 0,0                    | 2 914,3             | 0,3                    | 9 464,7             | 0,8                    | 8 348,4             | 0,8                    |
| 11                     | Oil seeds and fruits; other seeds, fruits and grain; medicinal plants and plants for industrial purposes; straw and fodder  |                     |                        | 14,6                | 0,0                    | 250,1               | 0,0                    | 989,1               | 0,1                    | 2 391,4             | 0,2                    |
| 12                     | Natural, crude shellac; gums, resins and other vegetable juices and extracts  | 24,5                | 0,0                    | 22,0                | 0,0                    | 33,5                | 0,0                    | 22,4                | 0,0                    | 25,4                | 0,0                    |
| 13                     | Fats and oils of animal or vegetable origin and their cleavage products; prepared edible fats; waxes of animal or vegetable origin  |                     |                        |                     |                        |                     |                        |                     |                        |                     |                        |
| 15                     | Prepared foodstuffs of meat, fish and crustaceans, molluscs and other aquatic invertebrates   | 237,0               | 0,0                    | 230,0               | 0,0                    | 251,9               | 0,0                    | 242,5               | 0,0                    | 155,3               | 0,0                    |
| 16                     | Sugar and sugar confectionery   | 174,6               | 0,0                    |                     |                        |                     |                        |                     |                        |                     |                        |
| 17                     | Cocoa and products thereof  | 53,7                | 0,0                    | 12,7                | 0,0                    |                     |                        |                     |                        | 22,3                | 0,0                    |
| 18                     |   | 79,0                | 0,0                    | 1 101,1             | 0,1                    |                     |                        |                     |                        | 51,8                | 0,0                    |

## Foreign Trade of the Republic of Kazakhstan

Continuation

| Commodity group's code | Name of the partner country, its commodity group   | 2014                |                        | 2015                |                        | 2016                |                        | 2017                |                        | 2018                |                        |
|------------------------|--|---------------------|------------------------|---------------------|------------------------|---------------------|------------------------|---------------------|------------------------|---------------------|------------------------|
|                        |  | thousand US dollars | in percentage to total | thousand US dollars | in percentage to total | thousand US dollars | in percentage to total | thousand US dollars | in percentage to total | thousand US dollars | in percentage to total |
| 48                     | Paper and cardboard; articles of paper pulp, paper or cardboard  | 0,9                 | 0,0                    | 216,2               | 0,0                    | 66,1                | 0,0                    | 8,4                 | 0,0                    | 1 395,1             | 0,1                    |
| 49                     | Printed books, newspapers, reproductions and other products of the printing industry; manuscripts, typescripts and plans                                       | 72,3                | 0,0                    | 178,4               | 0,0                    | 138,7               | 0,0                    | 140,9               | 0,0                    | 190,6               | 0,0                    |
| 52                     | Cotton   | 122,5               | 0,0                    |                     |                        |                     |                        | 265,2               | 0,0                    | 136,0               | 0,0                    |
| 54                     | Chemical threads   |                     |                        | 0,0                 | 0,0                    |                     |                        |                     |                        |                     |                        |
| 55                     | Chemical fibers  | 0,0                 | 0,0                    | 0,0                 | 0,0                    |                     |                        |                     |                        |                     |                        |
| 56                     | Wadding, felt and other nonwoven materials; special yarns; twines, ropes and cables and articles thereof   |                     |                        |                     |                        |                     |                        | 3,2                 | 0,0                    | 55,2                | 0,0                    |
| 57                     | Carpets and other textile floor coverings  | 0,7                 | 0,0                    | 0,1                 | 0,0                    | 0,0                 | 0,0                    | 0,1                 | 0,0                    | 0,1                 | 0,0                    |
| 59                     | Impregnated, coated or duplicated textile materials;textile articles for technical uses  | 0,5                 | 0,0                    | 1,5                 | 0,0                    | 4,6                 | 0,0                    |                     |                        | 10,3                | 0,0                    |
| 61                     | Items of clothing and clothing accessories, knitted or crocheted   | 18,6                | 0,0                    | 17,3                | 0,0                    | 6,9                 | 0,0                    | 32,4                | 0,0                    | 13,0                | 0,0                    |
| 62                     | Items of clothing and clothing accessories, other than knitted or crocheted  | 672,0               | 0,0                    | 763,1               | 0,1                    | 262,6               | 0,0                    | 158,0               | 0,0                    | 78,5                | 0,0                    |
| 63                     | Other prepared textile articles; sets; clothing and textiles, that were in use; rags   | 186,4               | 0,0                    | 16,3                | 0,0                    | 14,6                | 0,0                    | 6,6                 | 0,0                    | 3,2                 | 0,0                    |
| 64                     | Footwear, gaiters and similar articles; parts thereof  | 0,1                 | 0,0                    | 0,3                 | 0,0                    | 0,4                 | 0,0                    | 0,2                 | 0,0                    | 0,2                 | 0,0                    |
| 65                     | Headwear and articles thereof  | 0,0                 | 0,0                    | 8,6                 | 0,0                    | 0,6                 | 0,0                    | 0,0                 | 0,0                    | 0,5                 | 0,0                    |
| 66                     | Umbrellas, sun umbrellas, walking-sticks,cane seats, horse riding whips and parts thereof  | 0,0                 | 0,0                    | 0,0                 | 0,0                    | 0,0                 | 0,0                    | 0,0                 | 0,0                    | 0,0                 | 0,0                    |
| 67                     | Prepared feathers and down and articles made of it; artificial flowers; articles of human hair   | 0,2                 | 0,0                    |                     |                        |                     |                        | 2,9                 | 0,0                    |                     |                        |
| 68                     | Articles of stone, plaster, cement, asbestos, mica or similar materials; ceramic products  | 342,9               | 0,0                    | 612,6               | 0,1                    | 446,4               | 0,0                    | 319,2               | 0,0                    | 608,0               | 0,1                    |
| 69                     | Ceramicproducts  | 51,6                | 0,0                    | 0,3                 | 0,0                    | 0,4                 | 0,0                    | 0,6                 | 0,0                    | 0,4                 | 0,0                    |
| 70                     | Glassandglassware  | 1,9                 | 0,0                    | 17,7                | 0,0                    | 20,2                | 0,0                    | 27,2                | 0,0                    | 111,5               | 0,0                    |
| 71                     | Natural or cultured pearls, precious or semi-precious stones, precious metals, metals clad with precious metals and articles thereof; imitation jewelry; coins | 3,0                 | 0,0                    | 7,5                 | 0,0                    |                     |                        |                     |                        |                     |                        |
| 72                     | Ferrous metals   | 40 796,1            | 2,4                    | 18 546,2            | 1,6                    | 13 864,8            | 1,5                    | 32 709,6            | 2,9                    | 32 148,0            | 3,0                    |
| 73                     | Articles of ferrous metals   | 624,4               | 0,0                    | 66,1                | 0,0                    | 534,1               | 0,1                    | 1 166,7             | 0,1                    | 4 529,3             | 0,4                    |
| 74                     | Copper and articles thereof  |                     |                        |                     |                        | 1 806,6             | 0,2                    | 13 156,4            | 1,2                    | 2 620,2             | 0,2                    |
| 76                     | Aluminium and articles thereof   | 3 998,7             | 0,2                    | 1 848,7             | 0,2                    | 1 640,4             | 0,2                    | 2 447,9             | 0,2                    | 2 766,9             | 0,3                    |
| 78                     | Lead and articles thereof  | 44,5                | 0,0                    |                     |                        |                     |                        |                     |                        |                     |                        |
| 79                     | Zinc and articles thereof  | 13 377,7            | 0,8                    | 14 316,1            | 1,2                    | 21 402,9            | 2,4                    | 40 760,5            | 3,6                    | 47 913,8            | 4,5                    |
| 81                     | Other base metals; cermet; articles thereof  |                     |                        | 467,3               | 0,0                    | 28,9                | 0,0                    | 9,7                 | 0,0                    | 10,3                | 0,0                    |

Continuation

| Commodity group's code | Name of the partner country, its commodity group  | 2014                |                        | 2015                |                        | 2016                |                        | 2017                |                        | 2018                |                        |
|------------------------|---|---------------------|------------------------|---------------------|------------------------|---------------------|------------------------|---------------------|------------------------|---------------------|------------------------|
|                        |   | thousand US dollars | in percentage to total | thousand US dollars | in percentage to total | thousand US dollars | in percentage to total | thousand US dollars | in percentage to total | thousand US dollars | in percentage to total |
| 82                     | Tools, accessories, cutlery, spoons and forks of base metal; parts thereof of base metal  | 47,9                | 0,0                    | 1,5                 | 0,0                    | 5,9                 | 0,0                    | 25,2                | 0,0                    | 659,0               | 0,1                    |
| 83                     | Other articles of base metals   |                     |                        |                     |                        | 0,1                 | 0,0                    | 0,2                 | 0,0                    | 7,3                 | 0,0                    |
| 84                     | Nuclear reactors, boilers, machinery and mechanical appliances; parts thereof   | 2 701,9             | 0,2                    | 1 467,1             | 0,1                    | 2 784,9             | 0,3                    | 16 517,4            | 1,5                    | 7 426,6             | 0,7                    |
|                        | Electrical machinery and equipment; parts thereof; sound-recording and sound-reproducing equipment; apparatus for recording and reproducing television image and sound, parts and accessories thereof                                 |                     |                        |                     |                        |                     |                        |                     |                        |                     |                        |
| 85                     | Railway locomotives or tramway rail cars, rolling-stock and parts thereof; track fixtures and fittings for railways or tramways and parts thereof; mechanical (including electro-mechanical) traffic signaling equipment of all kinds | 1 146,5             | 0,1                    | 2 072,7             | 0,2                    | 1 022,9             | 0,1                    | 2 434,3             | 0,2                    | 3 617,7             | 0,3                    |
| 86                     | Vehicles other than railway or tramway rolling stock, parts and accessories thereof   | 3 900,3             | 0,2                    | 2 082,7             | 0,2                    | 1 261,1             | 0,1                    | 225,6               | 0,0                    | 7,5                 | 0,0                    |
| 87                     | Aircrafts, spacecrafts, and parts thereof   | 0,4                 | 0,0                    | 81,1                | 0,0                    | 1 878,1             | 0,2                    | 5,6                 | 0,0                    | 0,2                 | 0,0                    |
| 88                     | Optical, photographic, cinematographic, measuring, checking, precise, medical or surgical instruments and apparatus; parts and accessories thereof  |                     |                        | 28,6                | 0,0                    |                     |                        | 602,1               | 0,1                    | 1 850,4             | 0,2                    |
| 90                     | Clocks and watches and parts thereof  | 91,8                | 0,0                    | 43,2                | 0,0                    | 107,5               | 0,0                    | 380,4               | 0,0                    | 38,1                | 0,0                    |
| 91                     | Musical instruments; parts and accessories thereof  | 0,0                 | 0,0                    | 0,0                 | 0,0                    |                     |                        | 0,0                 | 0,0                    | 0,0                 | 0,0                    |
| 92                     | Furniture; bedding, mattresses, stuffed furnishings; lamps and lighting equipment, illuminated signs, nameplates and similar articles, prefabricated building constructions   | 1,3                 | 0,0                    |                     |                        | 0,1                 | 0,0                    | 0,0                 | 0,0                    | 0,3                 | 0,0                    |
| 94                     | Toys, games and sports requisites; parts and accessories thereof  | 8,2                 | 0,0                    | 11,6                | 0,0                    | 19,7                | 0,0                    | 451,3               | 0,0                    | 386,5               | 0,0                    |
| 95                     | Dairy prepared articles   | 5,2                 | 0,0                    | 0,7                 | 0,0                    | 1,7                 | 0,0                    | 2,8                 | 0,0                    | 10,8                | 0,0                    |
| 96                     | Works of art, collectors' pieces and antiques   | 0,4                 | 0,0                    | 20,0                | 0,0                    | 1,5                 | 0,0                    | 0,1                 | 0,0                    | 0,4                 | 0,0                    |
| 97                     | Imports   | 0,1                 | 0,0                    | 0,0                 | 0,0                    | 0,1                 | 0,0                    | 0,3                 | 0,0                    |                     |                        |
| 01                     | Live animals  | 1 208 785,1         | 100,0                  | 827 825,9           | 100,0                  | 435 640,8           | 100,0                  | 462 211,6           | 100,0                  | 388 412,5           | 100,0                  |
| 02                     | Meat and edible meat offal  | 27,3                | 0,0                    | 894,2               | 0,1                    | 808,9               | 0,2                    | 1 383,4             | 0,3                    | 1 769,5             | 0,5                    |
| 03                     | Fish and crustaceans, molluscs and other aquatic invertebrates  | 32 934,4            | 2,7                    | 24 366,0            | 2,9                    | 26 273,8            | 6,0                    | 26 114,9            | 5,6                    | 21 169,7            | 5,5                    |
| 04                     | Dairy products; birds' eggs; natural honey; edible products of animal origin, not elsewhere specified or included   | 34,0                | 0,0                    |                     |                        | 0,8                 | 0,0                    | 1,4                 | 0,0                    |                     |                        |
| 05                     | Products of animal origin, not elsewhere specified or included  | 55 682,0            | 4,6                    | 25 843,0            | 3,1                    | 37 852,5            | 8,7                    | 44 123,9            | 9,5                    | 28 209,3            | 7,3                    |
| 06                     | Live trees and other plants; bulbs, roots and other similar parts of plants; cut flowers and ornamental foliage   | 34,6                | 0,0                    | 28,7                | 0,0                    | 2,7                 | 0,0                    | 89,9                | 0,0                    |                     |                        |
| 07                     | Vegetables and some edible root crops and tubers  |                     |                        | 4,3                 | 0,0                    | 52,8                | 0,0                    |                     |                        | 119,4               | 0,0                    |
|                        |   |                     |                        | 298,0               | 0,0                    | 0,3                 | 0,0                    |                     |                        | 30,0                | 0,0                    |

Continuation

| Commodity group's code | Name of the partner country, its commodity group  | 2014                |                        | 2015                |                        | 2016                |                        | 2017                |                        | 2018                |                        |
|------------------------|---|---------------------|------------------------|---------------------|------------------------|---------------------|------------------------|---------------------|------------------------|---------------------|------------------------|
|                        |   | thousand US dollars | in percentage to total | thousand US dollars | in percentage to total | thousand US dollars | in percentage to total | thousand US dollars | in percentage to total | thousand US dollars | in percentage to total |
| 08                     | Edible fruits and nuts; peel of citrus fruit or melons  | 80,6                | 0,0                    | 251,2               | 0,0                    | 472,4               | 0,1                    | 0,3                 | 0,0                    | 39,0                | 0,0                    |
| 09                     | Coffee, tea, mate, or Paraguay tea, and flavourings   | 175,4               | 0,0                    | 1,3                 | 0,0                    |                     |                        | 7,1                 | 0,0                    | 11,7                | 0,0                    |
| 10                     | Cereals   | 6,1                 | 0,0                    | 2 815,9             | 0,3                    | 75,9                | 0,0                    | 131,2               | 0,0                    | 194,7               | 0,1                    |
| 11                     | Products of the milling industry; malt; starch; inulin; wheat gluten  | 1 132,0             | 0,1                    | 700,7               | 0,1                    | 284,2               | 0,1                    | 303,7               | 0,1                    | 130,2               | 0,0                    |
| 12                     | Oil seeds and fruits; other seeds, fruits and grain; medicinal plants and plants for industrial purposes; straw and fodder  | 2 299,0             | 0,2                    | 499,3               | 0,1                    | 349,9               | 0,1                    | 786,2               | 0,2                    | 446,4               | 0,1                    |
| 13                     | Natural, crude shellac; gums, resins and other vegetable juices and extracts  |                     |                        | 0,6                 | 0,0                    |                     |                        | 32,2                | 0,0                    | 18,5                | 0,0                    |
| 15                     | Fats and oils of animal or vegetable origin and their cleavage products; prepared edible fats; waxes of animal or vegetable origin                                      | 8 537,7             | 0,7                    | 12 551,1            | 1,5                    | 6 336,4             | 1,5                    | 2 798,6             | 0,6                    | 2 867,8             | 0,7                    |
| 16                     | Prepared foodstuffs of meat, fish and crustaceans, molluscs and other aquatic invertebrates   | 1 247,8             | 0,1                    | 344,5               | 0,0                    | 197,9               | 0,0                    | 345,4               | 0,1                    | 349,8               | 0,1                    |
| 17                     | Sugar and sugar confectionery   | 17 830,8            | 1,5                    | 29 898,9            | 3,6                    | 30 326,1            | 7,0                    | 18 768,0            | 4,1                    | 18 738,9            | 4,8                    |
| 18                     | Cocoa and products thereof  | 18 335,6            | 1,5                    | 31 282,9            | 3,8                    | 22 039,8            | 5,1                    | 25 147,5            | 5,4                    | 22 505,4            | 5,8                    |
| 19                     | Prepared foodstuffs of cereals, flour, starch or milk; pastry   | 64 573,3            | 5,3                    | 89 008,6            | 10,8                   | 44 563,6            | 10,2                   | 57 434,2            | 12,4                   | 55 073,6            | 14,2                   |
| 20                     | Preparations of vegetables, fruit, nuts or other parts of plants  | 12 264,5            | 1,0                    | 9 267,4             | 1,1                    | 4 328,6             | 1,0                    | 4 343,5             | 0,9                    | 3 131,7             | 0,8                    |
| 21                     | Different foodstuffs  | 25 827,7            | 2,1                    | 2 789,6             | 0,3                    | 1 718,4             | 0,4                    | 1 643,5             | 0,4                    | 942,5               | 0,2                    |
| 22                     | Alcoholic and non-alcoholic beverages and vinegar   | 11 383,6            | 0,9                    | 11 354,1            | 1,4                    | 10 011,9            | 2,3                    | 9 313,1             | 2,0                    | 13 505,2            | 3,5                    |
| 23                     | Remains and waste from food industry; prepared animal feeds   | 2 272,9             | 0,2                    | 743,8               | 0,1                    | 0,8                 | 0,0                    | 9,0                 | 0,0                    | 3,1                 | 0,0                    |
| 24                     | Tobacco and its substitutes   | 954,9               | 0,1                    | 814,6               | 0,1                    | 548,5               | 0,1                    |                     |                        | 1 621,1             | 0,4                    |
| 25                     | Salt; sulfur; soil and stone; plastering materials, lime and cement   | 172,4               | 0,0                    | 533,5               | 0,1                    | 18,1                | 0,0                    | 14,4                | 0,0                    | 43,9                | 0,0                    |
| 26                     | Ores, slag and ash  | 9 439,6             | 0,8                    | 5 060,5             | 0,6                    |                     |                        | 6 211,1             | 1,3                    | 9 322,5             | 2,4                    |
| 27                     | Mineral fuels, oil and products of its distillation; bituminous substances; mineral waxes   | 4 871,3             | 0,4                    | 2 015,2             | 0,2                    | 175,6               | 0,0                    | 501,7               | 0,1                    | 208,9               | 0,1                    |
| 28                     | Inorganic chemicals; organic or inorganic compounds of precious metals, rare earth metals, radioactive elements or of isotopes  | 1 221,4             | 0,1                    | 446,2               | 0,1                    | 71,9                | 0,0                    | 1,1                 | 0,0                    | 14,2                | 0,0                    |
| 29                     | Organic chemical compounds  | 5,6                 | 0,0                    | 3,7                 | 0,0                    | 3,0                 | 0,0                    | 29,7                | 0,0                    | 15,1                | 0,0                    |
| 30                     | Pharmaceutical products   | 29 033,1            | 2,4                    | 25 879,7            | 3,1                    | 24 326,7            | 5,6                    | 21 862,5            | 4,7                    | 25 069,2            | 6,5                    |
| 31                     | Fertilizers   | 916,5               | 0,1                    | 132,9               | 0,0                    | 12,7                | 0,0                    | 66,5                | 0,0                    | 303,4               | 0,1                    |
| 32                     | Tanning or dyeing extracts; tannins and derivatives thereof; dyes, pigments and other coloring matter; paints and varnishes; putty and other mastics; printing ink, ink | 2 979,3             | 0,2                    | 2 415,1             | 0,3                    | 564,0               | 0,1                    | 351,8               | 0,1                    | 300,9               | 0,1                    |

Continuation

| Commodity group's code | Name of the partner country, its commodity group   | 2014                |                        | 2015                |                        | 2016                |                        | 2017                |                        | 2018                |                        |
|------------------------|--|---------------------|------------------------|---------------------|------------------------|---------------------|------------------------|---------------------|------------------------|---------------------|------------------------|
|                        |  | thousand US dollars | in percentage to total | thousand US dollars | in percentage to total | thousand US dollars | in percentage to total | thousand US dollars | in percentage to total | thousand US dollars | in percentage to total |
| 33                     | Essential oils and resins; perfumery, cosmetic or toilet preparations  | 6 877,3             | 0,6                    | 5 196,3             | 0,6                    | 3 624,5             | 0,8                    | 2 742,3             | 0,6                    | 1 501,4             | 0,4                    |
| 34                     | Soap, organic surface-active agents, detergents, lubricants, artificial and prepared waxes, candles and similar articles, plasticine, "dental waxes" and dental preparations with a basis of plaster | 17 157,2            | 1,4                    | 8 971,2             | 1,1                    | 6 320,7             | 1,5                    | 4 349,1             | 0,9                    | 3 634,3             | 0,9                    |
| 35                     | Protein substances; modified starches; adhesives; ferments   | 330,9               | 0,0                    | 90,1                | 0,0                    | 15,3                | 0,0                    |                     |                        | 36,0                | 0,0                    |
| 36                     | Explosives; pyrotechnic products; matches; pyrophoric alloys; some combustible substances  | 11,0                | 0,0                    |                     |                        | 16,5                | 0,0                    |                     |                        | 5,6                 | 0,0                    |
| 37                     | Photographic or cinematographic goods  |                     |                        |                     |                        | 0,1                 | 0,0                    |                     |                        |                     |                        |
| 38                     | Other chemical products  | 21 337,8            | 1,8                    | 22 273,2            | 2,7                    | 15 373,4            | 3,5                    | 21 132,5            | 4,6                    | 6 626,6             | 1,7                    |
| 39                     | Plastics and articles thereof  | 18 409,0            | 1,5                    | 15 663,9            | 1,9                    | 8 397,1             | 1,9                    | 7 870,1             | 1,7                    | 2 753,0             | 0,7                    |
| 40                     | Rubber and articles thereof  | 22 813,3            | 1,9                    | 9 618,2             | 1,2                    | 7 877,2             | 1,8                    | 11 595,9            | 2,5                    | 7 289,5             | 1,9                    |
| 41                     | Crude skins (other than furskins) and leather  |                     |                        |                     |                        | 14,2                | 0,0                    | 18,5                | 0,0                    |                     |                        |
| 42                     | Leather goods, saddlery and harness; travel goods, handbags and similar items; articles of animal gut (other than silkworm gut)  | 28,2                | 0,0                    | 7,7                 | 0,0                    | 76,6                | 0,0                    | 21,8                | 0,0                    | 50,4                | 0,0                    |
| 43                     | Natural and artificial furs; articles thereof  | 1,8                 | 0,0                    | 4,3                 | 0,0                    | 2,4                 | 0,0                    |                     |                        | 0,1                 | 0,0                    |
| 44                     | Wood and articles of wood; charcoal  | 33 513,5            | 2,8                    | 18 305,4            | 2,2                    | 6 967,4             | 1,6                    | 3 789,2             | 0,8                    | 1 035,7             | 0,3                    |
| 45                     | Cork and articles of cork  | 5,1                 | 0,0                    | 2,4                 | 0,0                    | 1,6                 | 0,0                    | 0,2                 | 0,0                    | 0,8                 | 0,0                    |
| 46                     | Manufactures of straw, esparto or of other plaiting materials; basketware and wicker products  | 3,6                 | 0,0                    | 3,9                 | 0,0                    | 2,6                 | 0,0                    | 0,7                 | 0,0                    | 0,3                 | 0,0                    |
| 48                     | Paper and cardboard; articles of paper pulp, paper or cardboard  | 48 536,1            | 4,0                    | 32 425,7            | 3,9                    | 23 763,8            | 5,5                    | 19 293,1            | 4,2                    | 8 283,6             | 2,1                    |
| 49                     | Printed books, newspapers, reproductions and other products of the printing industry; manuscripts, typescripts and plans   | 12 082,8            | 1,0                    | 1 928,4             | 0,2                    | 800,5               | 0,2                    | 545,5               | 0,1                    | 139,7               | 0,0                    |
| 51                     | Wool, fine or coarse animal hair; yarn and woven fabric of horsehair   | 667,2               | 0,1                    | 118,1               | 0,0                    | 123,5               | 0,0                    | 135,9               | 0,0                    | 11,9                | 0,0                    |
| 52                     | Cotton   |                     |                        | 0,1                 | 0,0                    |                     |                        | 0,0                 | 0,0                    |                     |                        |
| 53                     | Other vegetable textile fibers; paper yarn and woven fabrics of paper yarn   |                     |                        |                     |                        |                     |                        | 0,4                 | 0,0                    |                     |                        |
| 54                     | Chemical threads   | 88,7                | 0,0                    | 0,0                 | 0,0                    | 1,5                 | 0,0                    | 0,0                 | 0,0                    | 0,0                 | 0,0                    |
| 55                     | Chemical fibers  | 1 092,0             | 0,1                    | 404,5               | 0,0                    | 185,7               | 0,0                    | 144,0               | 0,0                    | 43,8                | 0,0                    |
| 56                     | Wadding, felt and other nonwoven materials; special yarns; twines, ropes and cables and articles thereof   | 479,7               | 0,0                    | 878,5               | 0,1                    | 848,0               | 0,2                    | 53,4                | 0,0                    | 13,2                | 0,0                    |
| 57                     | Carpets and other textile floor coverings  | 2 876,0             | 0,2                    | 1 987,0             | 0,2                    | 629,6               | 0,1                    | 231,6               | 0,1                    | 28,6                | 0,0                    |
| 58                     | Special woven fabrics; tufted textile materials; laces; tapestries; finishing materials; embroidery  | 12,7                | 0,0                    | 4,1                 | 0,0                    | 6,7                 | 0,0                    | 3,7                 | 0,0                    | 24,8                | 0,0                    |

Continuation

| Commodity group's code | Name of the partner country, its commodity group  | 2014                |                        | 2015                |                        | 2016                |                        | 2017                |                        | 2018                |                        |
|------------------------|---|---------------------|------------------------|---------------------|------------------------|---------------------|------------------------|---------------------|------------------------|---------------------|------------------------|
|                        |   | thousand US dollars | in percentage to total | thousand US dollars | in percentage to total | thousand US dollars | in percentage to total | thousand US dollars | in percentage to total | thousand US dollars | in percentage to total |
| 59                     | Impregnated, coated or duplicated textile materials;textile articles for technical uses   | 4 589,8             | 0,4                    | 1 993,9             | 0,2                    | 1 274,9             | 0,3                    | 1 477,1             | 0,3                    | 1 703,0             | 0,4                    |
| 61                     | Items of clothing and clothing accessories, knitted or crocheted  | 566,7               | 0,0                    | 700,7               | 0,1                    | 522,6               | 0,1                    | 509,1               | 0,1                    | 621,3               | 0,2                    |
| 62                     | Items of clothing and clothing accessories, other than knitted or crocheted   | 1 613,2             | 0,1                    | 692,1               | 0,1                    | 480,1               | 0,1                    | 653,8               | 0,1                    | 854,7               | 0,2                    |
| 63                     | Other prepared textile articles; sets; clothing and textiles, that were in use; rags  | 2 644,1             | 0,2                    | 1 901,2             | 0,2                    | 1 654,4             | 0,4                    | 790,2               | 0,2                    | 39,9                | 0,0                    |
| 64                     | Footwear, gaiters and similar articles; parts thereof   | 4 578,1             | 0,4                    | 2 031,5             | 0,2                    | 2 014,4             | 0,5                    | 2 103,8             | 0,5                    | 1 650,3             | 0,4                    |
| 65                     | Headwear and articles thereof   | 2,2                 | 0,0                    | 467,2               | 0,1                    | 8,6                 | 0,0                    | 1,1                 | 0,0                    | 1,8                 | 0,0                    |
| 66                     | Umbrellas, sun umbrellas, walking-sticks,cane seats, horse riding whips and parts thereof   | 831,5               | 0,1                    | 84,8                | 0,0                    | 182,1               | 0,0                    | 0,0                 | 0,0                    | 0,7                 | 0,0                    |
| 67                     | Prepared feathers and down and articles made of it; artificial flowers; articles of human hair  | 7,6                 | 0,0                    | 9,8                 | 0,0                    | 7,2                 | 0,0                    | 9,4                 | 0,0                    | 11,4                | 0,0                    |
| 68                     | Articles of stone, plaster, cement, asbestos, mica or similar materials; ceramic products   | 2 679,2             | 0,2                    | 1 405,1             | 0,2                    | 971,1               | 0,2                    | 927,8               | 0,2                    | 901,9               | 0,2                    |
| 69                     | Ceramicproducts   | 30 698,5            | 2,5                    | 18 945,9            | 2,3                    | 6 400,1             | 1,5                    | 3 879,0             | 0,8                    | 1 885,5             | 0,5                    |
| 70                     | Glassandglassware   | 2 260,8             | 0,2                    | 2 028,2             | 0,2                    | 1 381,5             | 0,3                    | 795,7               | 0,2                    | 541,4               | 0,1                    |
| 71                     | Natural or cultured pearls, precious or semi-precious stones, precious metals, metals clad with precious metals and articles thereof; imitation jewelry; coins  | 86,3                | 0,0                    | 70,8                | 0,0                    | 2,1                 | 0,0                    | 71,5                | 0,0                    | 44,1                | 0,0                    |
| 72                     | Ferrous metals  | 16 954,9            | 1,4                    | 10 882,7            | 1,3                    | 2 694,5             | 0,6                    | 663,7               | 0,1                    | 511,2               | 0,1                    |
| 73                     | Articles of ferrous metals  | 176 206,4           | 14,6                   | 91 973,4            | 11,1                   | 9 758,6             | 2,2                    | 7 399,7             | 1,6                    | 6 032,7             | 1,6                    |
| 74                     | Copper and articles thereof   | 522,1               | 0,0                    | 23,9                | 0,0                    | 651,0               | 0,1                    | 1 545,7             | 0,3                    | 121,4               | 0,0                    |
| 75                     | Nickel and articles thereof   | 7,1                 | 0,0                    |                     |                        | 3,1                 | 0,0                    | 17,9                | 0,0                    | 4,3                 | 0,0                    |
| 76                     | Aluminium and articles thereof  | 6 623,1             | 0,5                    | 3 830,1             | 0,5                    | 2 441,0             | 0,6                    | 917,1               | 0,2                    | 287,4               | 0,1                    |
| 78                     | Lead and articles thereof   |                     |                        |                     |                        |                     |                        |                     |                        | 16,3                | 0,0                    |
| 79                     | Zinc and articles thereof   |                     |                        |                     |                        |                     |                        | 28,1                | 0,0                    |                     |                        |
| 82                     | Tools, accessories, cutlery, spoons and forks of base metal; parts thereof of base metal  | 1 371,6             | 0,1                    | 388,4               | 0,0                    | 367,3               | 0,1                    | 837,3               | 0,2                    | 972,6               | 0,3                    |
| 83                     | Other articles of base metals   | 4 435,6             | 0,4                    | 1 881,4             | 0,2                    | 1 391,7             | 0,3                    | 1 117,9             | 0,2                    | 1 153,1             | 0,3                    |
| 84                     | Nuclear reactors, boilers, machinery and mechanical appliances; parts thereof   | 192 349,3           | 15,9                   | 120 784,4           | 14,6                   | 78 732,9            | 18,1                   | 96 689,0            | 20,9                   | 75 028,5            | 19,3                   |
| 85                     | Electrical machinery and equipment; parts thereof; sound-recording and sound-reproducing equipment, apparatus for recording and reproducing television image and sound, parts and accessories thereof | 60 222,1            | 5,0                    | 106 218,4           | 12,8                   | 12 482,2            | 2,9                    | 19 808,3            | 4,3                    | 25 490,2            | 6,6                    |

| Commodity group's code | Name of the partner country, its commodity group  | 2014                |                        | 2015                |                        | 2016                |                        | 2017                |                        | 2018                |                        |
|------------------------|---|---------------------|------------------------|---------------------|------------------------|---------------------|------------------------|---------------------|------------------------|---------------------|------------------------|
|                        |   | thousand US dollars | in percentage to total | thousand US dollars | in percentage to total | thousand US dollars | in percentage to total | thousand US dollars | in percentage to total | thousand US dollars | in percentage to total |
| 86                     | Railway locomotives or tramway rail cars, rolling-stock and parts thereof; track fixtures and fittings for railways or tramways and parts thereof; mechanical (including electro-mechanical) traffic signaling equipment of all kinds | 75 412,2            | 6,2                    | 5 057,7             | 0,6                    | 3 407,6             | 0,8                    | 2 778,2             | 0,6                    | 15 715,2            | 4,0                    |
| 87                     | Vehicles other than railway or tramway rolling stock, parts and accessories thereof   | 8 904,2             | 0,7                    | 5 412,6             | 0,7                    | 1 176,8             | 0,3                    | 1 998,5             | 0,4                    | 1 866,8             | 0,5                    |
| 88                     | Aircrafts, spacecrafts, and parts thereof   | 28 138,9            | 2,3                    | 749,9               | 0,1                    | 1 200,0             | 0,3                    | 8 411,7             | 1,8                    | 96,7                | 0,0                    |
| 89                     | Ships, boats and floating constructions   | 1 319,4             | 0,1                    | 546,2               | 0,1                    | 66,8                | 0,0                    | 217,0               | 0,0                    | 171,7               | 0,0                    |
| 90                     | Optical, photographic, cinematographic, measuring, checking, precise, medical or surgical instruments and apparatus; parts and accessories thereof  | 12 307,0            | 1,0                    | 5 978,4             | 0,7                    | 2 525,6             | 0,6                    | 2 598,6             | 0,6                    | 4 597,4             | 1,2                    |
| 91                     | Clocks and watches and parts thereof  | 1,2                 | 0,0                    | 0,7                 | 0,0                    | 0,0                 | 0,0                    | 0,6                 | 0,0                    | 0,4                 | 0,0                    |
| 92                     | Musical instruments; parts and accessories thereof  | 0,6                 | 0,0                    | 1,1                 | 0,0                    | 0,1                 | 0,0                    |                     |                        |                     |                        |
| 94                     | Furniture; bedding, mattresses, stuffed furnishings; lamps and lighting equipment, illuminated signs, nameplates and similar articles, prefabricated building constructions   | 69 455,4            | 5,7                    | 38 128,4            | 4,6                    | 12 844,4            | 2,9                    | 7 908,7             | 1,7                    | 4 210,4             | 1,1                    |
| 95                     | Toys, games and sports requisites; parts and accessories thereof  | 1 542,3             | 0,1                    | 1 332,8             | 0,2                    | 687,0               | 0,2                    | 484,5               | 0,1                    | 219,7               | 0,1                    |
| 96                     | Various prepared articles   | 7 184,2             | 0,6                    | 6 175,2             | 0,7                    | 3 674,7             | 0,8                    | 34,4                | 0,0                    | 23,6                | 0,0                    |
| 97                     | Works of art, collectors' pieces and antiques   | 0,0                 | 0,0                    | 0,3                 | 0,0                    | 2,6                 | 0,0                    | 13,7                | 0,0                    | 5,7                 | 0,0                    |
| 99                     | Others  | 4 672,2             | 0,4                    |                     |                        | 166,9               | 0,0                    | 3 778,6             | 0,8                    | 5 996,3             | 1,5                    |
|                        | Italy   | 17 089 099,4        |                        | 9 310 715,8         |                        | 8 317 385,8         |                        | 9 613 244,8         |                        | 13 219 793,7        |                        |
|                        | Exports   | 16 051 570,5        | 100,0                  | 8 136 263,7         | 100,0                  | 7 481 655,4         | 100,0                  | 8 667 339,6         | 100,0                  | 11 734 254,8        | 100,0                  |
| 04                     | Dairy products; birds' eggs; natural honey; edible products of animal origin, not elsewhere specified or included   | 0,3                 | 0,0                    |                     |                        |                     |                        |                     |                        |                     |                        |
| 07                     | Vegetables and some edible root crops and tubers  |                     |                        | 142,8               | 0,0                    | 136,8               | 0,0                    | 670,5               | 0,0                    | 330,2               | 0,0                    |
| 10                     | Cereals   | 8 121,1             | 0,1                    | 23 499,6            | 0,3                    | 42 384,1            | 0,6                    | 58 540,0            | 0,7                    | 66 303,9            | 0,6                    |
| 11                     | Products of the milling industry; malt; starch; inulin; wheat gluten  |                     |                        |                     |                        |                     |                        | 0,7                 | 0,0                    |                     |                        |
| 12                     | Oil seeds and fruits; other seeds, fruits and grain; medicinal plants and plants for industrial purposes; straw and fodder  | 205,1               | 0,0                    | 1 713,8             | 0,0                    | 293,5               | 0,0                    | 144,7               | 0,0                    | 242,2               | 0,0                    |
| 17                     | Sugar and sugar confectionery   |                     |                        |                     |                        |                     |                        | 0,9                 | 0,0                    | 0,4                 | 0,0                    |
| 18                     | Cocoa and products thereof  |                     |                        |                     |                        |                     |                        | 0,2                 | 0,0                    |                     |                        |
| 22                     | Alcoholic and non-alcoholic beverages and vinegar   | 0,0                 | 0,0                    |                     |                        | 0,0                 | 0,0                    | 25,9                | 0,0                    | 0,0                 | 0,0                    |
| 23                     | Remains and waste from food industry; prepared animal feeds   | 9,4                 | 0,0                    |                     |                        | 19,2                | 0,0                    | 290,9               | 0,0                    | 2 034,7             | 0,0                    |
| 24                     | Tobacco and its substitutes   |                     |                        |                     |                        |                     |                        | 0,0                 | 0,0                    |                     |                        |

Continuation

| Commodity group's code | Name of the partner country, its commodity group   | 2014                |                        | 2015                |                        | 2016                |                        | 2017                |                        | 2018                |                        |
|------------------------|--|---------------------|------------------------|---------------------|------------------------|---------------------|------------------------|---------------------|------------------------|---------------------|------------------------|
|                        |  | thousand US dollars | in percentage to total | thousand US dollars | in percentage to total | thousand US dollars | in percentage to total | thousand US dollars | in percentage to total | thousand US dollars | in percentage to total |
| 25                     | Salt; sulfur; soil and stone; plastering materials, lime and cement  | 745,8               | 0,0                    |                     | 0,0                    | 0,0                 | 0,0                    |                     | 0,0                    | 0,0                 | 0,0                    |
| 27                     | Mineral fuels, oil and products of its distillation; bituminous substances; mineral waxes  | 15 974 062,0        | 99,5                   | 8 060 567,5         | 99,1                   | 7 331 289,3         | 98,0                   | 8 478 544,8         | 97,8                   | 11 530 160,7        | 98,3                   |
| 28                     | Inorganic chemicals; organic or inorganic compounds of precious metals, rare earth metals, radioactive elements or of isotopes   | 3 494,9             | 0,0                    | 6,6                 | 0,0                    | 594,2               | 0,0                    | 0,1                 | 0,0                    | 248,7               | 0,0                    |
| 29                     | Organic chemical compounds   |                     |                        | 0,8                 | 0,0                    |                     |                        |                     |                        | 4,0                 | 0,0                    |
| 30                     | Pharmaceutical products  |                     |                        |                     |                        | 4,4                 | 0,0                    |                     |                        | 1,8                 | 0,0                    |
| 32                     | Tanning or dyeing extracts; tannins and derivatives thereof; dyes, pigments and other coloring matter; paints and varnishes; putty and other mastics; printing ink, ink                              | 3,8                 | 0,0                    | 0,2                 | 0,0                    | 0,6                 | 0,0                    | 0,4                 | 0,0                    | 5,3                 | 0,0                    |
| 33                     | Essential oils and resinoids; perfumery, cosmetic or toilet preparations   |                     |                        |                     |                        | 0,2                 | 0,0                    | 0,0                 | 0,0                    | 0,0                 | 0,0                    |
| 34                     | Soap, organic surface-active agents, detergents, lubricants, artificial and prepared waxes, candles and similar articles, plasticine, "dental waxes" and dental preparations with a basis of plaster | 5,0                 | 0,0                    |                     |                        | 0,9                 | 0,0                    |                     |                        | 1,1                 | 0,0                    |
| 35                     | Protein substances; modified starches; adhesives; ferments   |                     |                        |                     |                        | 0,0                 | 0,0                    | 0,1                 | 0,0                    |                     |                        |
| 38                     | Other chemical products  | 49,0                | 0,0                    | 6,0                 | 0,0                    | 3,2                 | 0,0                    | 1,0                 | 0,0                    | 7,4                 | 0,0                    |
| 39                     | Plastics and articles thereof  | 10,8                | 0,0                    | 58,6                | 0,0                    | 22,0                | 0,0                    | 79,8                | 0,0                    | 4,9                 | 0,0                    |
| 40                     | Rubber and articles thereof  | 23,5                | 0,0                    | 85,4                | 0,0                    | 70,2                | 0,0                    | 139,1               | 0,0                    | 246,6               | 0,0                    |
| 41                     | Crude skins (other than furskins) and leather  | 1 759,7             | 0,0                    | 4 225,5             | 0,1                    | 4 886,2             | 0,1                    | 4 840,7             | 0,1                    | 3 112,9             | 0,0                    |
| 42                     | Leather goods, saddlery and harness; travel goods, handbags and similar items; articles of animal gut (other than silkworm gut)  | 422,9               | 0,0                    | 260,7               | 0,0                    | 44,3                | 0,0                    | 90,3                | 0,0                    | 198,2               | 0,0                    |
| 43                     | Natural and artificial furs; articles thereof  | 17,0                | 0,0                    | 135,0               | 0,0                    | 44,7                | 0,0                    | 42,9                | 0,0                    | 116,0               | 0,0                    |
| 44                     | Wood and articles of wood; charcoal  | 1,8                 | 0,0                    | 40,8                | 0,0                    | 7,6                 | 0,0                    | 6,9                 | 0,0                    | 19,4                | 0,0                    |
| 48                     | Paper and cardboard; articles of paper pulp, paper or cardboard  | 1,9                 | 0,0                    | 51,8                | 0,0                    | 1,0                 | 0,0                    | 0,8                 | 0,0                    | 0,9                 | 0,0                    |
| 49                     | Printed books, newspapers, reproductions and other products of the printing industry; manuscripts, typescripts and plans   | 16,9                | 0,0                    | 134,4               | 0,0                    | 19,3                | 0,0                    | 32,5                | 0,0                    | 38,9                | 0,0                    |
| 51                     | Wool, fine or coarse animal hair; yarn and woven fabric of horsehair   | 462,5               | 0,0                    |                     |                        |                     |                        | 125,0               | 0,0                    | 18,6                | 0,0                    |
| 52                     | Cotton   | 1 230,6             | 0,0                    | 881,8               | 0,0                    | 420,5               | 0,0                    | 595,3               | 0,0                    | 626,7               | 0,0                    |
| 56                     | Wadding, felt and other nonwoven materials; special yarns; twines, ropes and cables and articles thereof   |                     |                        |                     |                        |                     |                        | 0,2                 | 0,0                    | 0,2                 | 0,0                    |
| 59                     | Impregnated, coated or duplicated textile materials;textile articles for technical uses  | 0,0                 | 0,0                    |                     |                        | 1,0                 | 0,0                    | 0,0                 | 0,0                    | 1,8                 | 0,0                    |

| Commodity group's code | Name of the partner country, its commodity group  | 2014                |                        | 2015                |                        | 2016                |                        | 2017                |                        | 2018                |                        |
|------------------------|---|---------------------|------------------------|---------------------|------------------------|---------------------|------------------------|---------------------|------------------------|---------------------|------------------------|
|                        |   | thousand US dollars | in percentage to total | thousand US dollars | in percentage to total | thousand US dollars | in percentage to total | thousand US dollars | in percentage to total | thousand US dollars | in percentage to total |
| 60                     | Fabrics, knitted or crocheted   |                     |                        |                     |                        |                     |                        |                     |                        |                     |                        |
| 61                     | Items of clothing and clothing accessories, knitted or crocheted  | 62,2                | 0,0                    | 72,6                | 0,0                    | 0,3                 | 0,0                    | 35,4                | 0,0                    | 274,6               | 0,0                    |
| 62                     | Items of clothing and clothing accessories, other than knitted or crocheted   | 359,1               | 0,0                    | 297,3               | 0,0                    | 19,9                | 0,0                    | 171,9               | 0,0                    | 1 025,9             | 0,0                    |
| 63                     | Other prepared textile articles; sets; clothing and textiles, that were in use; rags  | 7,5                 | 0,0                    | 9,1                 | 0,0                    | 16,8                | 0,0                    | 9,5                 | 0,0                    | 9,9                 | 0,0                    |
| 64                     | Footwear, gaiters and similar articles; parts thereof   | 167,3               | 0,0                    | 232,7               | 0,0                    | 103,2               | 0,0                    | 238,2               | 0,0                    | 385,5               | 0,0                    |
| 65                     | Headwear and articles thereof   | 0,1                 | 0,0                    | 11,8                | 0,0                    | 0,0                 | 0,0                    | 0,1                 | 0,0                    | 19,8                | 0,0                    |
| 66                     | Umbrellas, sun umbrellas, walking-sticks, cane seats, horse riding whips and parts thereof  |                     |                        | 16,2                | 0,0                    |                     |                        |                     |                        | 0,3                 | 0,0                    |
| 68                     | Articles of stone, plaster, cement, asbestos, mica or similar materials; ceramic products   | 3,7                 | 0,0                    | 0,4                 | 0,0                    | 1,9                 | 0,0                    | 2,8                 | 0,0                    | 46,6                | 0,0                    |
| 69                     | Ceramic products  |                     |                        | 59,6                | 0,0                    |                     |                        |                     |                        | 0,0                 | 0,0                    |
| 70                     | Glass and glassware   | 23,2                | 0,0                    | 1,9                 | 0,0                    | 0,1                 | 0,0                    | 3,2                 | 0,0                    | 0,0                 | 0,0                    |
| 71                     | Natural or cultured pearls, precious or semi-precious stones, precious metals, metals clad with precious metals and articles thereof; imitation jewelry; coins  | 2 118,4             | 0,0                    | 1 184,1             | 0,0                    | 1 201,0             | 0,0                    | 1 282,4             | 0,0                    | 1 961,5             | 0,0                    |
| 72                     | Ferrous metals  | 28 038,8            | 0,2                    | 22 503,6            | 0,3                    | 22 840,5            | 0,3                    | 56 841,3            | 0,7                    | 56 639,8            | 0,5                    |
| 73                     | Articles of ferrous metals  | 422,5               | 0,0                    | 1 095,3             | 0,0                    | 1 185,2             | 0,0                    | 4 728,3             | 0,1                    | 623,9               | 0,0                    |
| 74                     | Copper and articles thereof   | 2 951,0             | 0,0                    | 856,7               | 0,0                    | 0,1                 | 0,0                    | 2,5                 | 0,0                    | 7,4                 | 0,0                    |
| 75                     | Nickel and articles thereof   | 66,1                | 0,0                    | 191,9               | 0,0                    | 49,8                | 0,0                    | 87,7                | 0,0                    | 5,2                 | 0,0                    |
| 76                     | Aluminium and articles thereof  | 0,1                 | 0,0                    | 15 205,7            | 0,2                    | 51 061,3            | 0,7                    | 48 115,4            | 0,6                    | 63 284,3            | 0,5                    |
| 81                     | Other base metals; cermet; articles thereof   |                     |                        |                     |                        |                     |                        | 0,3                 | 0,0                    | 11,5                | 0,0                    |
| 82                     | Tools, accessories, cutlery, spoons and forks of base metal; parts thereof of base metal  | 84,8                | 0,0                    | 81,6                | 0,0                    | 36,1                | 0,0                    | 33,8                | 0,0                    | 4,1                 | 0,0                    |
| 83                     | Other articles of base metals   | 4,5                 | 0,0                    | 37,6                | 0,0                    | 2,1                 | 0,0                    | 62,5                | 0,0                    | 14,7                | 0,0                    |
| 84                     | Nuclear reactors, boilers, machinery and mechanical appliances; parts thereof   | 1 095,0             | 0,0                    | 883,9               | 0,0                    | 12 845,2            | 0,2                    | 5 711,5             | 0,1                    | 4 859,0             | 0,0                    |
| 85                     | Electrical machinery and equipment; parts thereof; sound-recording and sound-reproducing equipment; apparatus for recording and reproducing television image and sound, parts and accessories thereof                                 | 368,1               | 0,0                    | 822,3               | 0,0                    | 4 619,6             | 0,1                    | 4 642,2             | 0,1                    | 277,0               | 0,0                    |
| 86                     | Railway locomotives or tramway rail cars, rolling-stock and parts thereof; track fixtures and fittings for railways or tramways and parts thereof; mechanical (including electro-mechanical) traffic signaling equipment of all kinds | 12,7                | 0,0                    | 0,8                 | 0,0                    | 38,4                | 0,0                    | 217,5               | 0,0                    | 70,3                | 0,0                    |
| 87                     | Vehicles other than railway or tramway rolling stock, parts and accessories thereof   | 170,5               | 0,0                    | 335,1               | 0,0                    | 5 698,4             | 0,1                    | 512,3               | 0,0                    | 674,9               | 0,0                    |

Continuation

| Commodity group's code | Name of the partner country, its commodity group  | 2014                |                        | 2015                |                        | 2016                |                        | 2017                |                        | 2018                |                        |
|------------------------|---|---------------------|------------------------|---------------------|------------------------|---------------------|------------------------|---------------------|------------------------|---------------------|------------------------|
|                        |   | thousand US dollars | in percentage to total | thousand US dollars | in percentage to total | thousand US dollars | in percentage to total | thousand US dollars | in percentage to total | thousand US dollars | in percentage to total |
| 88                     | Aircrafts, spacecrafts, and parts thereof   |                     |                        |                     |                        | 41,9                | 0,0                    |                     |                        |                     |                        |
| 89                     | Ships, boats and floating constructions   | 24 635,5            | 0,2                    | 20,0                | 0,0                    | 307,4               | 0,0                    | 62,9                | 0,0                    |                     |                        |
|                        | Optical, photographic, cinematographic, measuring, checking, precise, medical or surgical instruments and apparatus; parts and accessories thereof                          | 311,8               | 0,0                    | 494,0               | 0,0                    | 781,1               | 0,0                    | 362,0               | 0,0                    | 226,8               | 0,0                    |
| 90                     | Clocks and watches and parts thereof  |                     |                        | 0,0                 | 0,0                    |                     |                        | 0,0                 | 0,0                    |                     |                        |
| 91                     | Musical instruments; parts and accessories thereof  |                     |                        | 0,3                 | 0,0                    |                     |                        |                     |                        | 0,1                 | 0,0                    |
| 92                     | Furniture; bedding, mattresses, stuffed furnishings; lamps and lighting equipment, illuminated signs, nameplates and similar articles, prefabricated building constructions | 17,4                | 0,0                    | 18,3                | 0,0                    | 531,7               | 0,0                    | 42,1                | 0,0                    | 48,0                | 0,0                    |
| 94                     | Toys, games and sports requisites; parts and accessories thereof  |                     |                        | 0,8                 | 0,0                    | 0,4                 | 0,0                    | 0,0                 | 0,0                    | 0,1                 | 0,0                    |
| 95                     | Various prepared articles   | 5,8                 | 0,0                    | 17,9                | 0,0                    | 0,1                 | 0,0                    | 0,1                 | 0,0                    | 0,6                 | 0,0                    |
| 96                     | Works of art, collectors' pieces and antiques   | 0,5                 | 0,0                    |                     |                        | 2,9                 | 0,0                    |                     |                        | 1,0                 | 0,0                    |
| 97                     | Others  |                     |                        | 0,8                 | 0,0                    | 26,7                | 0,0                    |                     |                        | 56,6                | 0,0                    |
| 99                     | Imports   | 1 037 528,9         | 100,0                  | 1 174 452,1         | 100,0                  | 835 730,4           | 100,0                  | 945 905,2           | 100,0                  | 1 485 538,9         |                        |
| 01                     | Live animals  | 4,7                 | 0,0                    | 3,4                 | 0,0                    |                     |                        |                     |                        |                     |                        |
| 02                     | Meat and edible meat offal  | 312,8               | 0,0                    | 104,3               | 0,0                    | 386,4               | 0,0                    | 1 524,0             | 0,2                    | 519,1               | 0,0                    |
| 03                     | Fish and crustaceans, molluscs and other aquatic invertebrates  | 0,6                 | 0,0                    | 0,1                 | 0,0                    | 0,5                 | 0,0                    | 24,6                | 0,0                    | 58,1                | 0,0                    |
| 04                     | Dairy products; birds' eggs; natural honey; edible products of animal origin, not elsewhere specified or included   | 2 626,3             | 0,3                    | 2 379,6             | 0,2                    | 1 572,7             | 0,2                    | 2 061,0             | 0,2                    | 1 993,0             | 0,0                    |
| 05                     | Products of animal origin, not elsewhere specified or included  | 1,8                 | 0,0                    | 4,1                 | 0,0                    | 2,2                 | 0,0                    | 0,3                 | 0,0                    |                     |                        |
| 06                     | Live trees and other plants; bulbs, roots and other similar parts of plants; cut flowers and ornamental foliage   | 2 179,2             | 0,2                    | 1 601,4             | 0,1                    | 3 890,6             | 0,5                    | 8 417,0             | 0,9                    | 7 096,6             | 0,1                    |
| 07                     | Vegetables and some edible root crops and tubers  | 287,3               | 0,0                    | 186,7               | 0,0                    | 182,8               | 0,0                    | 188,2               | 0,0                    | 199,6               | 0,0                    |
| 08                     | Edible fruits and nuts; peel of citrus fruit or melons  | 4 115,4             | 0,4                    | 4 151,1             | 0,4                    | 3 179,7             | 0,4                    | 3 247,9             | 0,3                    | 2 918,8             | 0,0                    |
| 09                     | Coffee, tea, mate, or Paraguay tea, and flavourings   | 2 279,7             | 0,2                    | 1 617,1             | 0,1                    | 1 590,4             | 0,2                    | 1 656,7             | 0,2                    | 1 702,1             | 0,0                    |
| 10                     | Cereals   | 141,1               | 0,0                    | 268,7               | 0,0                    | 181,4               | 0,0                    | 44,5                | 0,0                    | 397,7               | 0,0                    |
| 11                     | Products of the milling industry; malt; starch; inulin; wheat gluten  | 33,5                | 0,0                    | 74,3                | 0,0                    | 125,8               | 0,0                    | 158,0               | 0,0                    | 178,2               | 0,0                    |
| 12                     | Oil seeds and fruits; other seeds, fruits and grain; medicinal plants and plants for industrial purposes; straw and fodder  | 1 862,4             | 0,2                    | 1 041,7             | 0,1                    | 802,9               | 0,1                    | 1 340,3             | 0,1                    | 1 025,7             | 0,0                    |
| 13                     | Natural, crude shellac; gums, resins and other vegetable juices and extracts  | 771,7               | 0,1                    | 506,1               | 0,0                    | 603,0               | 0,1                    | 203,1               | 0,0                    | 400,3               | 0,0                    |
| 14                     | Vegetable materials for basketry and wickerwork; other products of vegetable origin, not elsewhere specified or included  |                     |                        |                     |                        |                     |                        | 0,8                 | 0,0                    |                     |                        |

| Commodity group's code | Name of the partner country, its commodity group   | 2014                |                        | 2015                |                        | 2016                |                        | 2017                |                        | 2018                |                        |
|------------------------|--|---------------------|------------------------|---------------------|------------------------|---------------------|------------------------|---------------------|------------------------|---------------------|------------------------|
|                        |  | thousand US dollars | in percentage to total | thousand US dollars | in percentage to total | thousand US dollars | in percentage to total | thousand US dollars | in percentage to total | thousand US dollars | in percentage to total |
| 15                     | Fats and oils of animal or vegetable origin and their cleavage products; prepared edible fats; waxes of animal or vegetable origin   | 633,6               | 0,1                    | 648,4               | 0,1                    | 915,4               | 0,1                    | 901,3               | 0,1                    | 1 523,4             | 0,0                    |
| 16                     | Prepared foodstuffs of meat, fish and crustaceans, molluscs and other aquatic invertebrates  | 126,5               | 0,0                    | 113,4               | 0,0                    | 333,7               | 0,0                    | 450,4               | 0,0                    | 123,4               | 0,0                    |
| 17                     | Sugar and sugar confectionery  | 215,3               | 0,0                    | 226,9               | 0,0                    | 124,8               | 0,0                    | 120,4               | 0,0                    | 126,4               | 0,0                    |
| 18                     | Cocoa and products thereof   | 1 242,6             | 0,1                    | 1 233,0             | 0,1                    | 1 467,8             | 0,2                    | 2 004,4             | 0,2                    | 1 638,5             | 0,0                    |
| 19                     | Prepared foodstuffs of cereals, flour, starch or milk; pastry  | 2 596,5             | 0,3                    | 1 663,6             | 0,1                    | 1 659,7             | 0,2                    | 1 929,5             | 0,2                    | 1 646,7             | 0,0                    |
| 20                     | Preparations of vegetables, fruit, nuts or other parts of plants   | 1 267,7             | 0,1                    | 1 123,2             | 0,1                    | 883,7               | 0,1                    | 1 077,0             | 0,1                    | 1 473,9             | 0,0                    |
| 21                     | Different foodstuffs   | 8 137,4             | 0,8                    | 7 295,2             | 0,6                    | 6 170,5             | 0,7                    | 7 537,3             | 0,8                    | 9 601,5             | 0,1                    |
| 22                     | Alcoholic and non-alcoholic beverages and vinegar  | 14 138,3            | 1,4                    | 8 815,1             | 0,8                    | 7 017,3             | 0,8                    | 9 188,4             | 1,0                    | 11 468,6            | 0,1                    |
| 23                     | Remains and waste from food industry; prepared animal feeds  | 310,4               | 0,0                    | 345,5               | 0,0                    | 292,0               | 0,0                    | 482,5               | 0,1                    | 675,9               | 0,0                    |
| 24                     | Tobacco and its substitutes  | 1 328,4             | 0,1                    | 739,8               | 0,1                    | 799,5               | 0,1                    | 3 291,7             | 0,3                    | 13 299,6            | 0,1                    |
| 25                     | Salt; sulfur; soil and stone; plastering materials, lime and cement  | 598,9               | 0,1                    | 588,0               | 0,1                    | 61,1                | 0,0                    | 193,0               | 0,0                    | 297,0               | 0,0                    |
| 26                     | Ores, slag and ash   | 11,9                | 0,0                    |                     |                        | 0,1                 | 0,0                    |                     |                        |                     |                        |
| 27                     | Mineral fuels, oil and products of its distillation; bituminous substances; mineral waxes  | 23 509,2            | 2,3                    | 8 429,9             | 0,7                    | 11 051,0            | 1,3                    | 6 881,3             | 0,7                    | 3 521,0             | 0,0                    |
| 28                     | Inorganic chemicals; organic or inorganic compounds of precious metals, rare earth metals, radioactive elements or of isotopes   | 951,9               | 0,1                    | 315,5               | 0,0                    | 286,5               | 0,0                    | 4 849,1             | 0,5                    | 5 625,2             | 0,0                    |
| 29                     | Organic chemical compounds   | 1 394,7             | 0,1                    | 1 526,1             | 0,1                    | 2 087,8             | 0,2                    | 2 890,0             | 0,3                    | 3 748,2             | 0,0                    |
| 30                     | Pharmaceutical products  | 50 423,7            | 4,9                    | 43 209,7            | 3,7                    | 40 323,6            | 4,8                    | 42 905,6            | 4,5                    | 48 243,4            | 0,4                    |
| 31                     | Fertilizers  | 527,9               | 0,1                    | 251,5               | 0,0                    | 390,4               | 0,0                    | 958,9               | 0,1                    | 1 595,7             | 0,0                    |
| 32                     | Tanning or dyeing extracts; tannins and derivatives thereof; dyes, pigments and other coloring matter; paints and varnishes; putty and other mastics; printing ink, ink                              | 8 528,2             | 0,8                    | 4 496,7             | 0,4                    | 3 170,0             | 0,4                    | 3 672,0             | 0,4                    | 4 055,8             | 0,0                    |
| 33                     | Essential oils and resinoids; perfumery, cosmetic or toilet preparations   | 14 107,4            | 1,4                    | 10 886,3            | 0,9                    | 8 569,1             | 1,0                    | 8 497,1             | 0,9                    | 10 385,3            | 0,1                    |
| 34                     | Soap, organic surface-active agents, detergents, lubricants, artificial and prepared waxes, candles and similar articles, plasticine, "dental waxes" and dental preparations with a basis of plaster | 3 008,0             | 0,3                    | 1 919,1             | 0,2                    | 1 591,4             | 0,2                    | 2 066,7             | 0,2                    | 2 279,5             | 0,0                    |
| 35                     | Protein substances; modified starches; adhesives; ferments   | 730,1               | 0,1                    | 508,8               | 0,0                    | 698,3               | 0,1                    | 537,2               | 0,1                    | 421,2               | 0,0                    |
| 36                     | Explosives; pyrotechnic products; matches; pyrophoric alloys; some combustible substances  | 15,5                | 0,0                    | 4,0                 | 0,0                    |                     |                        | 16,7                | 0,0                    |                     |                        |
| 37                     | Photographic or cinematographic goods  | 141,9               | 0,0                    | 95,4                | 0,0                    | 45,8                | 0,0                    | 47,1                | 0,0                    | 82,7                | 0,0                    |

Continuation

| Commodity group's code | Name of the partner country, its commodity group  | 2014                |                        | 2015                |                        | 2016                |                        | 2017                |                        | 2018                |                        |
|------------------------|---|---------------------|------------------------|---------------------|------------------------|---------------------|------------------------|---------------------|------------------------|---------------------|------------------------|
|                        |   | thousand US dollars | in percentage to total | thousand US dollars | in percentage to total | thousand US dollars | in percentage to total | thousand US dollars | in percentage to total | thousand US dollars | in percentage to total |
| 38                     | Other chemical products   | 16 088,7            | 1,6                    | 14 556,3            | 1,2                    | 9 862,9             | 1,2                    | 15 275,9            | 1,6                    | 14 459,4            | 0,1                    |
| 39                     | Plastics and articles thereof   | 18 478,0            | 1,8                    | 14 105,6            | 1,2                    | 15 565,6            | 1,9                    | 10 708,8            | 1,1                    | 15 138,4            | 0,1                    |
| 40                     | Rubber and articles thereof   | 5 870,0             | 0,6                    | 5 483,8             | 0,5                    | 6 445,3             | 0,8                    | 6 194,3             | 0,7                    | 6 769,4             | 0,1                    |
| 41                     | Crude skins (other than furskins) and leather   | 416,0               | 0,0                    | 213,7               | 0,0                    | 201,1               | 0,0                    | 226,3               | 0,0                    | 78,2                | 0,0                    |
|                        | Leather goods, saddlery and harness; travel goods, handbags and similar items; articles of animal gut (other than silkworm gut) |                     |                        |                     |                        |                     |                        |                     |                        |                     |                        |
| 42                     |   | 7 338,0             | 0,7                    | 5 106,7             | 0,4                    | 4 400,0             | 0,5                    | 5 667,4             | 0,6                    | 6 006,0             | 0,1                    |
| 43                     | Natural and artificial furs; articles thereof   | 1 357,5             | 0,1                    | 879,6               | 0,1                    | 1 089,5             | 0,1                    | 1 585,2             | 0,2                    | 1 533,1             | 0,0                    |
| 44                     | Wood and articles of wood; charcoal   | 12 839,8            | 1,2                    | 7 737,3             | 0,7                    | 5 561,0             | 0,7                    | 8 161,6             | 0,9                    | 8 072,9             | 0,1                    |
| 45                     | Cork and articles of cork   | 36,5                | 0,0                    | 0,2                 | 0,0                    | 0,9                 | 0,0                    | 0,1                 | 0,0                    | 0,4                 | 0,0                    |
| 46                     | Manufactures of straw, esparto or of other plaiting materials; basketware and wicker products                                   | 4,2                 | 0,0                    | 6,3                 | 0,0                    | 4,2                 | 0,0                    | 1,9                 | 0,0                    | 2,7                 | 0,0                    |
|                        | Pulp of wood or of other fibrous cellulosic materials; regenerated paper and cardboard (scrap paper and paper waste)            |                     |                        |                     |                        |                     |                        |                     |                        |                     |                        |
| 47                     |   |                     |                        |                     |                        |                     |                        | 0,0                 | 0,0                    |                     |                        |
| 48                     | Paper and cardboard; articles of paper pulp, paper or cardboard   | 10 904,3            | 1,1                    | 6 132,0             | 0,5                    | 4 489,5             | 0,5                    | 4 867,7             | 0,5                    | 4 283,3             | 0,0                    |
| 49                     | Printed books, newspapers, reproductions and other products of the printing industry; manuscripts, typescripts and plans        | 27 125,5            | 2,6                    | 660,0               | 0,1                    | 676,6               | 0,1                    | 1 948,0             | 0,2                    | 394,9               | 0,0                    |
| 50                     | Silk  | 35,1                | 0,0                    | 21,4                | 0,0                    | 19,8                | 0,0                    | 15,1                | 0,0                    | 16,0                | 0,0                    |
|                        | Wool, fine or coarse animal hair; yarn and woven fabric of horsehair  | 7,4                 | 0,0                    | 34,0                | 0,0                    | 118,5               | 0,0                    | 39,6                | 0,0                    | 66,2                | 0,0                    |
| 51                     |   |                     |                        |                     |                        |                     |                        |                     |                        |                     |                        |
| 52                     | Cotton  | 229,9               | 0,0                    | 72,0                | 0,0                    | 53,6                | 0,0                    | 42,3                | 0,0                    | 30,2                | 0,0                    |
|                        | Other vegetable textile fibers; paper yarn and woven fabrics of paper yarn  | 194,9               | 0,0                    | 14,0                | 0,0                    | 20,1                | 0,0                    | 6,3                 | 0,0                    | 17,6                | 0,0                    |
| 53                     |   |                     |                        |                     |                        |                     |                        |                     |                        |                     |                        |
| 54                     | Chemical threads  | 1 464,2             | 0,1                    | 67,0                | 0,0                    | 467,8               | 0,1                    | 447,8               | 0,0                    | 204,1               | 0,0                    |
| 55                     | Chemical fibers   | 316,9               | 0,0                    | 196,0               | 0,0                    | 116,8               | 0,0                    | 239,6               | 0,0                    | 120,9               | 0,0                    |
|                        | Wadding, felt and other nonwoven materials; special yarns; twines, ropes and cables and articles thereof                        | 400,1               | 0,0                    | 197,0               | 0,0                    | 877,5               | 0,1                    | 1 694,4             | 0,2                    | 917,2               | 0,0                    |
| 56                     |   |                     |                        |                     |                        |                     |                        |                     |                        |                     |                        |
| 57                     | Carpets and other textile floor coverings   | 1 446,8             | 0,1                    | 298,1               | 0,0                    | 305,6               | 0,0                    | 323,5               | 0,0                    | 530,8               | 0,0                    |
|                        | Special woven fabrics; tufted textile materials; laces; tapestries; finishing materials; embroidery                             | 78,4                | 0,0                    | 84,5                | 0,0                    | 87,4                | 0,0                    | 90,3                | 0,0                    | 110,1               | 0,0                    |
| 58                     |   |                     |                        |                     |                        |                     |                        |                     |                        |                     |                        |
| 59                     | Impregnated, coated or duplicated textile materials;textile articles for technical uses   | 693,2               | 0,1                    | 559,5               | 0,0                    | 562,0               | 0,1                    | 365,1               | 0,0                    | 1 047,8             | 0,0                    |
| 60                     | Fabrics, knitted or crocheted   | 90,0                | 0,0                    | 41,9                | 0,0                    | 59,4                | 0,0                    | 12,9                | 0,0                    | 11,6                | 0,0                    |
| 61                     | Items of clothing and clothing accessories, knitted or crocheted  | 9 485,1             | 0,9                    | 7 882,4             | 0,7                    | 6 908,1             | 0,8                    | 11 185,6            | 1,2                    | 13 526,0            | 0,1                    |
| 62                     | Items of clothing and clothing accessories, other than knitted or crocheted   | 18 184,2            | 1,8                    | 15 426,4            | 1,3                    | 11 716,6            | 1,4                    | 13 079,4            | 1,4                    | 15 049,7            | 0,1                    |

Continuation

| Commodity group's code | Name of the partner country, its commodity group  | 2014                |                        | 2015                |                        | 2016                |                        | 2017                |                        | 2018                |                        |
|------------------------|---|---------------------|------------------------|---------------------|------------------------|---------------------|------------------------|---------------------|------------------------|---------------------|------------------------|
|                        |   | thousand US dollars | in percentage to total | thousand US dollars | in percentage to total | thousand US dollars | in percentage to total | thousand US dollars | in percentage to total | thousand US dollars | in percentage to total |
| 63                     | Other prepared textile articles; sets; clothing and textiles, that were in use; rags  | 1 130,8             | 0,1                    | 627,5               | 0,1                    | 666,4               | 0,1                    | 1 219,7             | 0,1                    | 1 263,4             | 0,0                    |
| 64                     | Footwear, gaiters and similar articles; parts thereof   | 16 794,1            | 1,6                    | 12 493,3            | 1,1                    | 11 227,7            | 1,3                    | 13 186,7            | 1,4                    | 15 018,7            | 0,1                    |
| 65                     | Headwear and articles thereof   | 527,8               | 0,1                    | 366,4               | 0,0                    | 323,1               | 0,0                    | 466,1               | 0,0                    | 656,2               | 0,0                    |
| 66                     | Umbrellas, sun umbrellas, walking-sticks, cane seats, horse riding whips and parts thereof  | 51,7                | 0,0                    | 35,9                | 0,0                    | 35,8                | 0,0                    | 40,5                | 0,0                    | 8,5                 | 0,0                    |
| 67                     | Prepared feathers and down and articles made of it; artificial flowers; articles of human hair  | 74,1                | 0,0                    | 9,6                 | 0,0                    | 5,8                 | 0,0                    | 11,1                | 0,0                    | 8,3                 | 0,0                    |
| 68                     | Articles of stone, plaster, cement, asbestos, mica or similar materials; ceramic products   | 9 194,9             | 0,9                    | 4 818,7             | 0,4                    | 10 690,8            | 1,3                    | 8 148,6             | 0,9                    | 3 891,7             | 0,0                    |
| 69                     | Ceramic products  | 6 578,2             | 0,6                    | 5 229,1             | 0,4                    | 5 945,9             | 0,7                    | 4 030,1             | 0,4                    | 2 445,3             | 0,0                    |
| 70                     | Glass and glassware   | 3 957,2             | 0,4                    | 2 846,7             | 0,2                    | 3 747,1             | 0,4                    | 3 258,0             | 0,3                    | 1 645,8             | 0,0                    |
| 71                     | Natural or cultured pearls, precious or semi-precious stones, precious metals, metals clad with precious metals and articles thereof; imitation jewelry; coins  | 2 036,3             | 0,2                    | 2 244,9             | 0,2                    | 3 429,8             | 0,4                    | 4 788,9             | 0,5                    | 4 724,5             | 0,0                    |
| 72                     | Ferrous metals  | 1 415,3             | 0,1                    | 1 371,2             | 0,1                    | 905,4               | 0,1                    | 933,3               | 0,1                    | 523,7               | 0,0                    |
| 73                     | Articles of ferrous metals  | 132 794,3           | 12,8                   | 111 943,9           | 9,5                    | 145 553,2           | 17,4                   | 134 337,3           | 14,2                   | 184 447,5           | 1,6                    |
| 74                     | Copper and articles thereof   | 1 889,0             | 0,2                    | 2 377,4             | 0,2                    | 1 097,1             | 0,1                    | 946,7               | 0,1                    | 969,9               | 0,0                    |
| 75                     | Nickel and articles thereof   | 23 400,4            | 2,3                    | 14 349,0            | 1,2                    | 5 161,6             | 0,6                    | 1 932,1             | 0,2                    | 15 562,9            | 0,1                    |
| 76                     | Aluminum and articles thereof   | 7 257,2             | 0,7                    | 5 989,6             | 0,5                    | 4 965,4             | 0,6                    | 4 098,0             | 0,4                    | 4 255,1             | 0,0                    |
| 78                     | Lead and articles thereof   | 28,4                | 0,0                    | 71,6                | 0,0                    |                     |                        |                     |                        |                     |                        |
| 79                     | Zinc and articles thereof   | 15,2                | 0,0                    | 8,2                 | 0,0                    | 9,6                 | 0,0                    | 21,3                | 0,0                    | 9,5                 | 0,0                    |
| 80                     | Tin and articles thereof  | 0,1                 | 0,0                    |                     |                        | 0,4                 | 0,0                    |                     |                        | 0,4                 | 0,0                    |
| 81                     | Other base metals; cermet; articles thereof   | 21,9                | 0,0                    | 32,8                | 0,0                    | 234,7               | 0,0                    | 9,6                 | 0,0                    | 169,1               | 0,0                    |
| 82                     | Tools, accessories, cutlery, spoons and forks of base metal; parts thereof of base metal  | 5 056,0             | 0,5                    | 2 868,8             | 0,2                    | 2 676,1             | 0,3                    | 2 365,9             | 0,3                    | 1 790,8             | 0,0                    |
| 83                     | Other articles of base metals   | 3 367,6             | 0,3                    | 3 016,2             | 0,3                    | 2 196,8             | 0,3                    | 4 058,5             | 0,4                    | 2 545,6             | 0,0                    |
| 84                     | Nuclear reactors, boilers, machinery and mechanical appliances; parts thereof   | 322 196,5           | 31,1                   | 575 329,5           | 49,0                   | 321 618,1           | 38,5                   | 361 683,0           | 38,2                   | 424 841,0           | 3,6                    |
| 85                     | Electrical machinery and equipment; parts thereof; sound-recording and sound-reproducing equipment; apparatus for recording and reproducing television image and sound, parts and accessories thereof                                 | 67 956,0            | 6,5                    | 145 000,5           | 12,3                   | 70 680,5            | 8,5                    | 107 873,4           | 11,4                   | 531 182,0           | 4,5                    |
| 86                     | Railway locomotives or tramway rail cars, rolling-stock and parts thereof; track fixtures and fittings for railways or tramways and parts thereof; mechanical (including electro-mechanical) traffic signaling equipment of all kinds | 15 771,9            | 1,5                    | 2 082,7             | 0,2                    | 831,4               | 0,1                    | 2 748,0             | 0,3                    | 2 329,3             | 0,0                    |

Continuation

| Commodity group's code | Name of the partner country, its commodity group  | 2014                |                        | 2015                |                        | 2016                |                        | 2017                |                        | 2018                |                        |
|------------------------|---|---------------------|------------------------|---------------------|------------------------|---------------------|------------------------|---------------------|------------------------|---------------------|------------------------|
|                        |   | thousand US dollars | in percentage to total | thousand US dollars | in percentage to total | thousand US dollars | in percentage to total | thousand US dollars | in percentage to total | thousand US dollars | in percentage to total |
| 87                     | Vehicles other than railway or tramway rolling stock, parts and accessories thereof   | 23 631,1            | 2,3                    | 12 657,9            | 1,1                    | 16 406,2            | 2,0                    | 8 066,9             | 0,9                    | 8 119,9             | 0,1                    |
| 88                     | Aircrafts, spacecrafts, and parts thereof   | 20 072,1            | 1,9                    | 926,0               | 0,1                    | 1 682,9             | 0,2                    | 479,9               | 0,1                    | 991,1               | 0,0                    |
| 89                     | Ships, boats and floating constructions   | 1 173,3             | 0,1                    | 6 716,5             | 0,6                    | 900,1               | 0,1                    | 1 955,8             | 0,2                    | 440,9               | 0,0                    |
| 90                     | Optical, photographic, cinematographic, measuring, checking, precise, medical or surgical instruments and apparatus; parts and accessories thereof                          | 30 642,5            | 3,0                    | 31 112,3            | 2,6                    | 17 782,3            | 2,1                    | 25 732,8            | 2,7                    | 25 684,0            | 0,2                    |
| 91                     | Clocks and watches and parts thereof  | 242,0               | 0,0                    | 239,8               | 0,0                    | 62,9                | 0,0                    | 107,6               | 0,0                    | 25,5                | 0,0                    |
| 92                     | Musical instruments; parts and accessories thereof  | 83,8                | 0,0                    | 2,8                 | 0,0                    | 4,1                 | 0,0                    | 23,2                | 0,0                    | 129,3               | 0,0                    |
| 94                     | Furniture; bedding, mattresses, stuffed furnishings; lamps and lighting equipment, illuminated signs, nameplates and similar articles, prefabricated building constructions | 49 134,2            | 4,7                    | 37 182,3            | 3,2                    | 27 900,2            | 3,3                    | 45 316,1            | 4,8                    | 20 225,9            | 0,2                    |
| 95                     | Toys, games and sports requisites; parts and accessories thereof  | 5 636,4             | 0,5                    | 4 165,7             | 0,4                    | 7 414,3             | 0,9                    | 5 444,2             | 0,6                    | 4 210,8             | 0,0                    |
| 96                     | Various prepared articles   | 1 612,1             | 0,2                    | 1 519,2             | 0,1                    | 702,2               | 0,1                    | 493,1               | 0,1                    | 461,0               | 0,0                    |
| 97                     | Works of art, collectors' pieces and antiques   | 105,6               | 0,0                    | 9,7                 | 0,0                    | 110,0               | 0,0                    | 7,1                 | 0,0                    | 1,2                 | 0,0                    |
| 99                     | Others  | 2 033,6             | 0,2                    | 656,8               | 0,1                    | 694,7               | 0,1                    | 579,0               | 0,1                    | 251,1               | 0,0                    |
|                        | China   | 17 156 639,5        |                        | 10 567 950,9        |                        | 7 896 442,2         |                        | 10 492 975,0        |                        | 11 691 670,0        |                        |
|                        | Exports   | 9 799 418,4         | 100,0                  | 5 480 137,5         | 100,0                  | 4 228 410,0         | 100,0                  | 5 797 976,3         | 100,0                  | 6 307 476,4         | 100,0                  |
| 01                     | Live animals  | 139,3               | 0,0                    | 355,5               | 0,0                    |                     |                        | 190,1               | 0,0                    | 7,1                 | 0,0                    |
| 02                     | Meat and edible meat offal  |                     |                        | 12,7                | 0,0                    | 43,7                | 0,0                    |                     |                        | 170,3               | 0,0                    |
| 03                     | Fish and crustaceans, molluscs and other aquatic invertebrates  | 546,1               | 0,0                    | 1 054,3             | 0,0                    | 1 430,7             | 0,0                    | 3 227,5             | 0,1                    | 3 779,0             | 0,1                    |
| 04                     | Dairy products; birds' eggs; natural honey; edible products of animal origin, not elsewhere specified or included   | 410,8               | 0,0                    | 579,4               | 0,0                    | 209,3               | 0,0                    | 99,0                | 0,0                    | 229,8               | 0,0                    |
| 05                     | Products of animal origin, not elsewhere specified or included  | 3 249,7             | 0,0                    | 3 126,1             | 0,1                    | 4 475,3             | 0,1                    | 3 299,2             | 0,1                    | 2 902,6             | 0,0                    |
| 07                     | Vegetables and some edible root crops and tubers  | 86,0                | 0,0                    | 7,0                 | 0,0                    | 2,9                 | 0,0                    |                     |                        | 165,4               | 0,0                    |
| 08                     | Edible fruits and nuts; peel of citrus fruit or melons  | 1 791,4             | 0,0                    | 3 912,2             | 0,1                    | 4,1                 | 0,0                    | 29,1                | 0,0                    | 1,7                 | 0,0                    |
| 09                     | Coffee, tea, mate, or Paraguay tea, and flavourings   | 4,0                 | 0,0                    | 92,4                | 0,0                    | 87,3                | 0,0                    | 74,4                | 0,0                    | 24,9                | 0,0                    |
| 10                     | Cereals   | 58 133,3            | 0,6                    | 30 182,7            | 0,6                    | 52 445,9            | 1,2                    | 56 622,5            | 1,0                    | 98 970,0            | 1,6                    |
| 11                     | Products of the milling industry; malt; starch; inulin; wheat gluten  | 424,2               | 0,0                    | 774,2               | 0,0                    | 3 343,2             | 0,1                    | 2 829,8             | 0,0                    | 8 366,3             | 0,1                    |
| 12                     | Oil seeds and fruits; other seeds, fruits and grain; medicinal plants and plants for industrial purposes; straw and fodder  | 41 647,2            | 0,4                    | 35 469,6            | 0,6                    | 30 956,1            | 0,7                    | 47 483,4            | 0,8                    | 47 916,8            | 0,8                    |
| 13                     | Natural, crude shellac; gums, resins and other vegetable juices and extracts  | 104,8               | 0,0                    | 59,1                | 0,0                    | 97,6                | 0,0                    | 160,0               | 0,0                    | 163,5               | 0,0                    |

| Commodity group's code | Name of the partner country, its commodity group   | 2014                |                        | 2015                |                        | 2016                |                        | 2017                |                        | 2018                |                        |
|------------------------|--|---------------------|------------------------|---------------------|------------------------|---------------------|------------------------|---------------------|------------------------|---------------------|------------------------|
|                        |  | thousand US dollars | in percentage to total | thousand US dollars | in percentage to total | thousand US dollars | in percentage to total | thousand US dollars | in percentage to total | thousand US dollars | in percentage to total |
| 14                     | Vegetable materials for basketry and wickerwork; other products of vegetable origin, not elsewhere specified or included   | 686,2               | 0,0                    | 743,5               | 0,0                    | 1 573,3             | 0,0                    | 565,1               | 0,0                    | 106,0               | 0,0                    |
| 15                     | Fats and oils of animal or vegetable origin and their cleavage products; prepared edible fats; waxes of animal or vegetable origin   | 7 089,0             | 0,1                    | 12 477,4            | 0,2                    | 22 811,7            | 0,5                    | 45 715,4            | 0,8                    | 59 605,7            | 0,9                    |
| 16                     | Prepared foodstuffs of meat, fish and crustaceans, molluscs and other aquatic invertebrates  | 0,1                 | 0,0                    | 22,1                | 0,0                    | 10,0                | 0,0                    | 0,6                 | 0,0                    | 0,3                 | 0,0                    |
| 17                     | Sugar and sugar confectionery  | 324,3               | 0,0                    | 2 861,6             | 0,1                    | 1 381,3             | 0,0                    | 591,0               | 0,0                    | 807,1               | 0,0                    |
| 18                     | Cocoa and products thereof   | 1 777,4             | 0,0                    | 4 148,5             | 0,1                    | 2 372,9             | 0,1                    | 1 315,2             | 0,0                    | 1 036,7             | 0,0                    |
| 19                     | Prepared foodstuffs of cereals, flour, starch or milk; pastry  | 563,0               | 0,0                    | 4 557,3             | 0,1                    | 4 926,5             | 0,1                    | 2 766,4             | 0,0                    | 3 365,6             | 0,1                    |
| 20                     | Preparations of vegetables, fruit, nuts or other parts of plants   | 45,0                | 0,0                    | 281,9               | 0,0                    | 359,3               | 0,0                    | 150,3               | 0,0                    | 120,1               | 0,0                    |
| 21                     | Different foodstuffs   | 2,7                 | 0,0                    | 116,2               | 0,0                    | 99,5                | 0,0                    | 29,0                | 0,0                    | 195,9               | 0,0                    |
| 22                     | Alcoholic and non-alcoholic beverages and vinegar  | 886,4               | 0,0                    | 4 918,0             | 0,1                    | 3 556,5             | 0,1                    | 823,6               | 0,0                    | 646,9               | 0,0                    |
| 23                     | Remains and waste from food industry; prepared animal feeds  | 3 536,2             | 0,0                    | 682,9               | 0,0                    | 238,2               | 0,0                    | 1 892,9             | 0,0                    | 6 900,0             | 0,1                    |
| 24                     | Tobacco and its substitutes  |                     |                        | 95,5                | 0,0                    | 204,8               | 0,0                    |                     |                        |                     |                        |
| 25                     | Salt; sulfur; soil and stone; plastering materials, lime and cement  | 89 645,3            | 0,9                    | 92 984,2            | 1,7                    | 35 720,1            | 0,8                    | 7 577,7             | 0,1                    | 7 430,8             | 0,1                    |
| 26                     | Ores, slag and ash   | 1 090 230,9         | 11,1                   | 271 597,2           | 5,0                    | 462 750,1           | 10,9                   | 1 081 427,2         | 18,7                   | 946 602,2           | 15,0                   |
| 27                     | Mineral fuels, oil and products of its distillation; bituminous substances; mineral waxes  | 5 171 197,2         | 52,8                   | 2 146 013,1         | 39,2                   | 1 013 013,4         | 24,0                   | 1 001 379,4         | 17,3                   | 1 950 192,4         | 30,9                   |
| 28                     | Inorganic chemicals; organic or inorganic compounds of precious metals, rare earth metals, radioactive elements or of isotopes   | 1 193 533,7         | 12,2                   | 1 212 441,2         | 22,1                   | 823 964,7           | 19,5                   | 1 027 651,0         | 17,7                   | 679 333,9           | 10,8                   |
| 29                     | Organic chemical compounds   | 458,6               | 0,0                    |                     |                        | 787,6               | 0,0                    | 675,0               | 0,0                    | 202,6               | 0,0                    |
| 30                     | Pharmaceutical products  |                     |                        | 54,2                | 0,0                    |                     |                        |                     |                        | 0,3                 | 0,0                    |
| 31                     | Fertilizers  | 10,0                | 0,0                    |                     |                        | 3 625,6             | 0,1                    | 10 003,7            | 0,2                    | 756,6               | 0,0                    |
| 32                     | Tanning or dyeing extracts; tannins and derivatives thereof; dyes, pigments and other coloring matter; paints and varnishes; putty and other mastics; printing ink, ink                              | 0,7                 | 0,0                    | 0,4                 | 0,0                    | 60,8                | 0,0                    | 107,9               | 0,0                    | 88,5                | 0,0                    |
| 33                     | Essential oils and resinoids; perfumery, cosmetic or toilet preparations   | 92,6                | 0,0                    | 62,5                | 0,0                    | 47,0                | 0,0                    | 3,2                 | 0,0                    | 16,2                | 0,0                    |
| 34                     | Soap, organic surface-active agents, detergents, lubricants, artificial and prepared waxes, candles and similar articles, plasticine, "dental waxes" and dental preparations with a basis of plaster | 42,4                | 0,0                    | 197,4               | 0,0                    | 64,3                | 0,0                    | 73,7                | 0,0                    | 77,9                | 0,0                    |
| 35                     | Protein substances; modified starches; adhesives; ferments   |                     |                        | 3,1                 | 0,0                    |                     |                        |                     |                        | 0,0                 | 0,0                    |
| 37                     | Photographic or cinematographic goods  |                     |                        | 0,2                 | 0,0                    |                     |                        |                     |                        |                     |                        |

| Commodity group's code | Name of the partner country, its commodity group  | 2014                |     |                        |  | 2015                |     |                        |  | 2016                |     |                        |  | 2017                |     |                        |  | 2018                |     |                        |  |
|------------------------|---|---------------------|-----|------------------------|--|---------------------|-----|------------------------|--|---------------------|-----|------------------------|--|---------------------|-----|------------------------|--|---------------------|-----|------------------------|--|
|                        |   | thousand US dollars |     | in percentage to total |  | thousand US dollars |     | in percentage to total |  | thousand US dollars |     | in percentage to total |  | thousand US dollars |     | in percentage to total |  | thousand US dollars |     | in percentage to total |  |
|                        |   |                     |     |                        |  |                     |     |                        |  |                     |     |                        |  |                     |     |                        |  |                     |     |                        |  |
| 38                     | Other chemical products   | 84,8                | 0,0 | 0,0                    |  |                     |     |                        |  | 0,3                 | 0,0 | 0,0                    |  | 484,7               | 0,0 | 0,0                    |  | 12,1                | 0,0 | 0,0                    |  |
| 39                     | Plastics and articles thereof   | 17 742,6            | 0,2 | 0,2                    |  | 3 741,8             | 0,1 | 0,1                    |  | 607,3               | 0,0 | 0,0                    |  | 98,2                | 0,0 | 0,0                    |  | 357,7               | 0,0 | 0,0                    |  |
| 40                     | Rubber and articles thereof   | 107,4               | 0,0 | 0,0                    |  | 183,5               | 0,0 | 0,0                    |  | 124,6               | 0,0 | 0,0                    |  | 46,8                | 0,0 | 0,0                    |  | 138,1               | 0,0 | 0,0                    |  |
| 41                     | Crude skins (other than furskins) and leather   | 15 051,5            | 0,2 | 0,2                    |  | 15 524,7            | 0,3 | 0,3                    |  | 7 648,4             | 0,2 | 0,2                    |  | 6 144,0             | 0,1 | 0,1                    |  | 3 598,6             | 0,1 | 0,1                    |  |
|                        | Leather goods, saddlery and harness; travel goods, handbags and similar items; articles of animal gut (other than silkworm gut) |                     |     |                        |  |                     |     |                        |  |                     |     |                        |  |                     |     |                        |  |                     |     |                        |  |
| 42                     |   | 11,5                | 0,0 | 0,0                    |  | 3,2                 | 0,0 | 0,0                    |  | 1,5                 | 0,0 | 0,0                    |  | 34,2                | 0,0 | 0,0                    |  | 33,6                | 0,0 | 0,0                    |  |
| 43                     | Natural and artificial furs; articles thereof   | 169,4               | 0,0 | 0,0                    |  | 52,3                | 0,0 | 0,0                    |  | 56,7                | 0,0 | 0,0                    |  | 51,6                | 0,0 | 0,0                    |  | 76,8                | 0,0 | 0,0                    |  |
| 44                     | Wood and articles of wood; charcoal   | 1,5                 | 0,0 | 0,0                    |  | 27,1                | 0,0 | 0,0                    |  | 117,3               | 0,0 | 0,0                    |  | 738,3               | 0,0 | 0,0                    |  | 1 401,9             | 0,0 | 0,0                    |  |
| 48                     | Paper and cardboard; articles of paper pulp, paper or cardboard   | 15,6                | 0,0 | 0,0                    |  | 225,5               | 0,0 | 0,0                    |  | 37,1                | 0,0 | 0,0                    |  | 15,5                | 0,0 | 0,0                    |  | 40,0                | 0,0 | 0,0                    |  |
| 49                     | Printed books, newspapers, reproductions and other products of the printing industry; manuscripts, typescripts and plans        | 15,4                | 0,0 | 0,0                    |  | 67,9                | 0,0 | 0,0                    |  | 108,3               | 0,0 | 0,0                    |  | 22,6                | 0,0 | 0,0                    |  | 9,5                 | 0,0 | 0,0                    |  |
| 50                     | Silk  |                     |     |                        |  | 201,1               | 0,0 | 0,0                    |  | 96,0                | 0,0 | 0,0                    |  | 616,8               | 0,0 | 0,0                    |  | 139,5               | 0,0 | 0,0                    |  |
|                        | Wool, fine or coarse animal hair; yarn and woven fabric of  |                     |     |                        |  |                     |     |                        |  |                     |     |                        |  |                     |     |                        |  |                     |     |                        |  |
| 51                     | horsehair   | 4 503,7             | 0,0 | 0,0                    |  | 4 295,5             | 0,1 | 0,1                    |  | 3 348,3             | 0,1 | 0,1                    |  | 6 947,3             | 0,1 | 0,1                    |  | 5 682,3             | 0,1 | 0,1                    |  |
| 52                     | Cotton  | 1 944,5             | 0,0 | 0,0                    |  | 420,0               | 0,0 | 0,0                    |  | 1 520,4             | 0,0 | 0,0                    |  | 4 159,2             | 0,1 | 0,1                    |  | 25 057,2            | 0,4 | 0,4                    |  |
|                        | Other vegetable textile fibers; paper yarn and woven fabrics of   |                     |     |                        |  |                     |     |                        |  |                     |     |                        |  |                     |     |                        |  |                     |     |                        |  |
| 53                     | paper yarn  |                     |     |                        |  |                     |     |                        |  | 0,3                 | 0,0 | 0,0                    |  |                     |     |                        |  |                     |     |                        |  |
| 54                     | Chemical threads  |                     |     |                        |  | 0,1                 | 0,0 | 0,0                    |  | 0,1                 | 0,0 | 0,0                    |  | 0,1                 | 0,0 | 0,0                    |  | 22,6                | 0,0 | 0,0                    |  |
| 55                     | Chemical fibers   |                     |     |                        |  | 0,1                 | 0,0 | 0,0                    |  |                     |     |                        |  | 0,0                 | 0,0 | 0,0                    |  |                     |     |                        |  |
|                        | Wadding, felt and other nonwoven materials; special yarns;  |                     |     |                        |  |                     |     |                        |  |                     |     |                        |  |                     |     |                        |  |                     |     |                        |  |
| 56                     | twines, ropes and cables and articles thereof   |                     |     |                        |  | 10,2                | 0,0 | 0,0                    |  | 1,3                 | 0,0 | 0,0                    |  | 2,5                 | 0,0 | 0,0                    |  |                     |     |                        |  |
| 57                     | Carpets and other textile floor coverings   |                     |     |                        |  | 73,1                | 0,0 | 0,0                    |  |                     |     |                        |  | 18,1                | 0,0 | 0,0                    |  | 49,5                | 0,0 | 0,0                    |  |
|                        | Special woven fabrics; tufted textile materials; laces; tapestries; finishing materials; embroidery                             |                     |     |                        |  |                     |     |                        |  |                     |     |                        |  | 0,5                 | 0,0 | 0,0                    |  | 0,6                 | 0,0 | 0,0                    |  |
| 58                     |   |                     |     |                        |  |                     |     |                        |  |                     |     |                        |  |                     |     |                        |  |                     |     |                        |  |
| 59                     | Impregnated, coated or duplicated textile materials;textile articles for technical uses   | 0,0                 | 0,0 | 0,0                    |  | 555,8               | 0,0 | 0,0                    |  | 7 371,6             | 0,2 | 0,2                    |  | 70 651,6            | 1,2 | 1,2                    |  | 31 714,0            | 0,5 | 0,5                    |  |
| 61                     | Items of clothing and clothing accessories, knitted or crocheted  | 28,5                | 0,0 | 0,0                    |  | 25,7                | 0,0 | 0,0                    |  | 30,3                | 0,0 | 0,0                    |  | 4,8                 | 0,0 | 0,0                    |  | 132,6               | 0,0 | 0,0                    |  |
|                        | Items of clothing and clothing accessories, other than knitted or crocheted   |                     |     |                        |  |                     |     |                        |  |                     |     |                        |  |                     |     |                        |  |                     |     |                        |  |
| 62                     |   | 0,1                 | 0,0 | 0,0                    |  | 20,0                | 0,0 | 0,0                    |  | 43,4                | 0,0 | 0,0                    |  | 27,4                | 0,0 | 0,0                    |  | 11,2                | 0,0 | 0,0                    |  |
|                        | Other prepared textile articles; sets; clothing and textiles, that were in use; rags  |                     |     |                        |  |                     |     |                        |  |                     |     |                        |  |                     |     |                        |  |                     |     |                        |  |
| 63                     |   | 1,2                 | 0,0 | 0,0                    |  | 3,8                 | 0,0 | 0,0                    |  | 3,9                 | 0,0 | 0,0                    |  | 21,7                | 0,0 | 0,0                    |  | 91,7                | 0,0 | 0,0                    |  |
| 64                     | Footwear, gaiters and similar articles; parts thereof   | 0,0                 | 0,0 | 0,0                    |  | 0,0                 | 0,0 | 0,0                    |  | 3,7                 | 0,0 | 0,0                    |  | 4,0                 | 0,0 | 0,0                    |  | 183,8               | 0,0 | 0,0                    |  |
| 65                     | Headwear and articles thereof   | 0,1                 | 0,0 | 0,0                    |  |                     |     |                        |  | 2,7                 | 0,0 | 0,0                    |  | 3,4                 | 0,0 | 0,0                    |  | 3,2                 | 0,0 | 0,0                    |  |
|                        | Umbrellas, sun umbrellas, walking-sticks, cane seats, horse riding whips and parts thereof                                      |                     |     |                        |  | 0,0                 | 0,0 | 0,0                    |  |                     |     |                        |  |                     |     |                        |  | 0,0                 | 0,0 | 0,0                    |  |
| 66                     |   |                     |     |                        |  |                     |     |                        |  |                     |     |                        |  |                     |     |                        |  |                     |     |                        |  |

| Commodity group's code | Name of the partner country, its commodity group  | 2014                |                        | 2015                |                        | 2016                |                        | 2017                |                        | 2018                |                        |
|------------------------|---|---------------------|------------------------|---------------------|------------------------|---------------------|------------------------|---------------------|------------------------|---------------------|------------------------|
|                        |   | thousand US dollars | in percentage to total | thousand US dollars | in percentage to total | thousand US dollars | in percentage to total | thousand US dollars | in percentage to total | thousand US dollars | in percentage to total |
| 67                     | Prepared feathers and down and articles made of it; artificial flowers; articles of human hair  |                     |                        |                     |                        |                     |                        |                     |                        | 30,2                | 0,0                    |
| 68                     | Articles of stone, plaster, cement, asbestos, mica or similar materials; ceramic products   | 26,2                | 0,0                    | 6,5                 | 0,0                    | 85,0                | 0,0                    | 0,1                 | 0,0                    | 17,0                | 0,0                    |
| 69                     | Ceramic products  |                     |                        | 5,6                 | 0,0                    | 1,0                 | 0,0                    | 16,0                | 0,0                    | 10,5                | 0,0                    |
| 70                     | Glass and glassware   | 0,1                 | 0,0                    | 0,9                 | 0,0                    | 2,5                 | 0,0                    | 3,1                 | 0,0                    | 55,6                | 0,0                    |
| 71                     | Natural or cultured pearls, precious or semi-precious stones, precious metals, metals clad with precious metals and articles thereof; imitation jewelry; coins  | 2 609,2             | 0,0                    | 1 915,2             | 0,0                    | 1 257,1             | 0,0                    | 249,9               | 0,0                    | 289,9               | 0,0                    |
| 72                     | Ferrous metals  | 373 393,7           | 3,8                    | 434 050,6           | 7,9                    | 600 718,8           | 14,2                   | 879 288,7           | 15,2                   | 834 081,8           | 13,2                   |
| 73                     | Articles of ferrous metals  | 7 277,0             | 0,1                    | 4 230,7             | 0,1                    | 10 392,1            | 0,2                    | 974,4               | 0,0                    | 658,5               | 0,0                    |
| 74                     | Copper and articles thereof   | 1 153 716,9         | 11,8                   | 781 667,3           | 14,3                   | 865 343,5           | 20,5                   | 1 110 361,0         | 19,2                   | 1 364 584,7         | 21,6                   |
| 76                     | Aluminium and articles thereof  | 5 249,7             | 0,1                    | 5 049,1             | 0,1                    | 4 698,2             | 0,1                    | 4 284,9             | 0,1                    | 5 260,4             | 0,1                    |
| 78                     | Lead and articles thereof   | 47 449,4            | 0,5                    | 42 204,8            | 0,8                    | 21 362,3            | 0,5                    | 46 827,2            | 0,8                    | 5 495,8             | 0,1                    |
| 79                     | Zinc and articles thereof   | 359 365,5           | 3,7                    | 330 004,2           | 6,0                    | 180 104,6           | 4,3                    | 332 887,8           | 5,7                    | 166 944,1           | 2,6                    |
| 81                     | Other base metals; cermet; articles thereof   | 5 313,7             | 0,1                    | 1 970,0             | 0,0                    | 6 291,4             | 0,1                    | 15 799,4            | 0,3                    | 32 868,3            | 0,5                    |
| 82                     | Tools, accessories, cutlery, spoons and forks of base metal; parts thereof of base metal  | 72,9                | 0,0                    | 51,8                | 0,0                    | 510,5               | 0,0                    | 361,1               | 0,0                    | 501,5               | 0,0                    |
| 83                     | Other articles of base metals   | 55,8                | 0,0                    | 0,3                 | 0,0                    | 4,4                 | 0,0                    | 48,8                | 0,0                    | 11,9                | 0,0                    |
| 84                     | Nuclear reactors, boilers, machinery and mechanical appliances; parts thereof   | 56 848,3            | 0,6                    | 9 559,4             | 0,2                    | 15 892,5            | 0,4                    | 6 835,7             | 0,1                    | 2 276,5             | 0,0                    |
| 85                     | Electrical machinery and equipment; parts thereof; sound-recording and sound-reproducing equipment; apparatus for recording and reproducing television image and sound, parts and accessories thereof                                 | 18 029,0            | 0,2                    | 7 864,6             | 0,1                    | 19 453,2            | 0,5                    | 2 086,0             | 0,0                    | 2 838,2             | 0,0                    |
| 86                     | Railway locomotives or tramway rail cars, rolling-stock and parts thereof; track fixtures and fittings for railways or tramways and parts thereof; mechanical (including electro-mechanical) traffic signaling equipment of all kinds | 130,5               | 0,0                    | 3 066,2             | 0,1                    | 254,6               | 0,0                    | 255,2               | 0,0                    | 18,1                | 0,0                    |
| 87                     | Vehicles other than railway or tramway rolling stock, parts and accessories thereof   | 945,9               | 0,0                    | 364,3               | 0,0                    | 7 595,0             | 0,2                    | 10 323,9            | 0,2                    | 2 284,1             | 0,0                    |
| 88                     | Aircrafts, spacecrafts, and parts thereof   | 60 140,0            | 0,6                    | 91,9                | 0,0                    | 142,3               | 0,0                    | 246,1               | 0,0                    | 65,5                | 0,0                    |
| 90                     | Optical, photographic, cinematographic, measuring, checking, precise, medical or surgical instruments and apparatus; parts and accessories thereof  | 1 127,0             | 0,0                    | 661,0               | 0,0                    | 813,0               | 0,0                    | 105,4               | 0,0                    | 92,8                | 0,0                    |
| 91                     | Clocks and watches and parts thereof  |                     |                        | 17,0                | 0,0                    | 112,4               | 0,0                    | 1,6                 | 0,0                    | 5,2                 | 0,0                    |
| 92                     | Musical instruments; parts and accessories thereof  |                     |                        |                     |                        | 25,9                | 0,0                    | 14,8                | 0,0                    | 23,1                | 0,0                    |

Continuation

| Commodity group's code | Name of the partner country, its commodity group  | 2014                |                        | 2015                |                        | 2016                |                        | 2017                |                        | 2018                |                        |
|------------------------|---|---------------------|------------------------|---------------------|------------------------|---------------------|------------------------|---------------------|------------------------|---------------------|------------------------|
|                        |   | thousand US dollars | in percentage to total | thousand US dollars | in percentage to total | thousand US dollars | in percentage to total | thousand US dollars | in percentage to total | thousand US dollars | in percentage to total |
| 94                     | Furniture; bedding, mattresses, stuffed furnishings; lamps and lighting equipment, illuminated signs, nameplates and similar articles, prefabricated building constructions | 770,4               | 0,0                    | 2 035,3             | 0,0                    | 1 559,6             | 0,0                    | 76,7                | 0,0                    | 83,8                | 0,0                    |
| 95                     | Toys, games and sports requisites; parts and accessories thereof  | 8,5                 | 0,0                    | 5,6                 | 0,0                    | 0,2                 | 0,0                    | 37,4                | 0,0                    | 29,9                | 0,0                    |
| 96                     | Various prepared articles   | 1,6                 | 0,0                    | 0,2                 | 0,0                    | 2,9                 | 0,0                    | 0,1                 | 0,0                    | 9,4                 | 0,0                    |
| 97                     | Works of art, collectors' pieces and antiques   | 17,5                | 0,0                    | 0,0                 | 0,0                    |                     |                        | 33,6                | 0,0                    |                     |                        |
| 99                     | Others  | 533,3               | 0,0                    |                     |                        |                     |                        | 1,0                 | 0,0                    |                     |                        |
|                        | Imports   | 7 357 221,1         | 100,0                  | 5 087 813,4         | 100,0                  | 3 668 032,2         | 100,0                  | 4 694 998,7         | 100,0                  | 5 384 193,6         | 100,0                  |
| 01                     | Live animals  |                     |                        | 21,0                | 0,0                    |                     |                        |                     |                        |                     |                        |
| 02                     | Meat and edible meat offal  |                     |                        | 95,9                | 0,0                    |                     |                        |                     |                        |                     |                        |
| 03                     | Fish and crustaceans, molluscs and other aquatic invertebrates  | 1 934,2             | 0,0                    | 1 083,6             | 0,0                    | 778,0               | 0,0                    | 1 277,8             | 0,0                    | 1 774,9             | 0,0                    |
| 04                     | Dairy products; birds' eggs; natural honey; edible products of animal origin, not elsewhere specified or included   | 93,7                | 0,0                    | 8,9                 | 0,0                    |                     |                        |                     |                        |                     |                        |
| 05                     | Products of animal origin, not elsewhere specified or included  | 140,9               | 0,0                    | 20,0                | 0,0                    | 1,5                 | 0,0                    | 0,7                 | 0,0                    | 6,7                 | 0,0                    |
| 06                     | Live trees and other plants; bulbs, roots and other similar parts of plants; cut flowers and ornamental foliage   | 128,6               | 0,0                    | 269,0               | 0,0                    | 90,5                | 0,0                    | 131,0               | 0,0                    | 88,2                | 0,0                    |
| 07                     | Vegetables and some edible root crops and tubers  | 64 605,1            | 0,9                    | 63 350,6            | 1,2                    | 25 740,5            | 0,7                    | 49 551,0            | 1,1                    | 40 069,2            | 0,7                    |
| 08                     | Edible fruits and nuts; peel of citrus fruit or melons  | 84 053,8            | 1,1                    | 78 942,1            | 1,6                    | 46 615,3            | 1,3                    | 51 466,6            | 1,1                    | 65 381,7            | 1,2                    |
| 09                     | Coffee, tea, mate, or Paraguay tea, and flavourings   | 2 445,3             | 0,0                    | 2 196,0             | 0,0                    | 2 419,4             | 0,1                    | 2 577,0             | 0,1                    | 2 667,3             | 0,0                    |
| 10                     | Cereals   | 66,4                | 0,0                    | 329,3               | 0,0                    | 5,1                 | 0,0                    | 2,5                 | 0,0                    | 24,1                | 0,0                    |
| 11                     | Products of the milling industry; malt; starch; inulin; wheat gluten  | 374,5               | 0,0                    | 218,0               | 0,0                    | 198,9               | 0,0                    | 316,0               | 0,0                    | 188,3               | 0,0                    |
| 12                     | Oil seeds and fruits; other seeds, fruits and grain; medicinal plants and plants for industrial purposes; straw and fodder  | 4 663,6             | 0,1                    | 1 649,0             | 0,0                    | 2 665,5             | 0,1                    | 3 241,3             | 0,1                    | 4 047,6             | 0,1                    |
| 13                     | Natural, crude shellac; gums, resins and other vegetable juices and extracts  | 773,1               | 0,0                    | 873,9               | 0,0                    | 352,3               | 0,0                    | 1 114,4             | 0,0                    | 1 991,3             | 0,0                    |
| 14                     | Vegetable materials for basketry and wickerwork; other products of vegetable origin, not elsewhere specified or included  | 197,2               | 0,0                    | 113,7               | 0,0                    | 229,0               | 0,0                    | 120,8               | 0,0                    | 169,8               | 0,0                    |
| 15                     | Fats and oils of animal or vegetable origin and their cleavage products; prepared edible fats; waxes of animal or vegetable origin  | 547,7               | 0,0                    | 320,3               | 0,0                    | 176,4               | 0,0                    | 211,3               | 0,0                    | 125,1               | 0,0                    |
| 16                     | Prepared foodstuffs of meat, fish and crustaceans, molluscs and other aquatic invertebrates   | 1 541,3             | 0,0                    | 1 226,5             | 0,0                    | 855,2               | 0,0                    | 878,0               | 0,0                    | 825,0               | 0,0                    |
| 17                     | Sugar and sugar confectionery   | 1 635,9             | 0,0                    | 963,0               | 0,0                    | 1 106,0             | 0,0                    | 2 094,2             | 0,0                    | 1 371,6             | 0,0                    |
| 18                     | Cocoa and products thereof  | 232,6               | 0,0                    | 283,4               | 0,0                    | 532,5               | 0,0                    | 514,6               | 0,0                    | 744,5               | 0,0                    |

| Commodity group's code | Name of the partner country, its commodity group   | 2014                |                        | 2015                |                        | 2016                |                        | 2017                |                        | 2018                |                        |
|------------------------|--|---------------------|------------------------|---------------------|------------------------|---------------------|------------------------|---------------------|------------------------|---------------------|------------------------|
|                        |  | thousand US dollars | in percentage to total | thousand US dollars | in percentage to total | thousand US dollars | in percentage to total | thousand US dollars | in percentage to total | thousand US dollars | in percentage to total |
| 19                     | Prepared foodstuffs of cereals, flour, starch or milk; pastry  | 3 165,9             | 0,0                    | 3 014,3             | 0,1                    | 1 788,6             | 0,0                    | 2 548,5             | 0,1                    | 2 695,0             | 0,1                    |
| 20                     | Preparations of vegetables, fruit, nuts or other parts of plants   | 33 633,9            | 0,5                    | 29 590,2            | 0,6                    | 22 966,4            | 0,6                    | 26 691,9            | 0,6                    | 25 485,1            | 0,5                    |
| 21                     | Different foodstuffs   | 14 478,8            | 0,2                    | 11 570,5            | 0,2                    | 11 136,1            | 0,3                    | 12 131,6            | 0,3                    | 13 533,7            | 0,3                    |
| 22                     | Alcoholic and non-alcoholic beverages and vinegar  | 334,6               | 0,0                    | 519,0               | 0,0                    | 313,5               | 0,0                    | 457,6               | 0,0                    | 489,3               | 0,0                    |
| 23                     | Remains and waste from food industry; prepared animal feeds  | 2 083,1             | 0,0                    | 961,8               | 0,0                    | 749,4               | 0,0                    | 413,3               | 0,0                    | 815,0               | 0,0                    |
| 24                     | Tobacco and its substitutes  | 1 698,1             | 0,0                    | 1 302,2             | 0,0                    | 1 645,8             | 0,0                    | 954,0               | 0,0                    | 431,4               | 0,0                    |
| 25                     | Salt; sulfur; soil and stone; plastering materials, lime and cement  | 4 747,5             | 0,1                    | 3 557,3             | 0,1                    | 5 410,0             | 0,1                    | 10 293,2            | 0,2                    | 8 642,3             | 0,2                    |
| 26                     | Ores, slag and ash   | 26,8                | 0,0                    | 63,3                | 0,0                    |                     |                        | 10,1                | 0,0                    | 757,8               | 0,0                    |
| 27                     | Mineral fuels, oil and products of its distillation; bituminous substances; mineral waxes  | 42 962,5            | 0,6                    | 36 811,0            | 0,7                    | 8 306,5             | 0,2                    | 28 532,2            | 0,6                    | 37 385,5            | 0,7                    |
| 28                     | Inorganic chemicals; organic or inorganic compounds of precious metals, rare earth metals, radioactive elements or of isotopes   | 57 416,6            | 0,8                    | 58 488,8            | 1,1                    | 47 249,4            | 1,3                    | 135 136,0           | 2,9                    | 158 007,5           | 2,9                    |
| 29                     | Organic chemical compounds   | 29 726,2            | 0,4                    | 36 136,7            | 0,7                    | 40 485,7            | 1,1                    | 48 095,8            | 1,0                    | 58 429,4            | 1,1                    |
| 30                     | Pharmaceutical products  | 11 889,6            | 0,2                    | 4 454,7             | 0,1                    | 6 240,0             | 0,2                    | 6 565,4             | 0,1                    | 10 795,0            | 0,2                    |
| 31                     | Fertilizers  | 939,6               | 0,0                    | 438,3               | 0,0                    | 185,9               | 0,0                    | 269,1               | 0,0                    | 321,5               | 0,0                    |
| 32                     | Tanning or dyeing extracts; tannins and derivatives thereof; dyes, pigments and other coloring matter; paints and varnishes; putty and other mastics; printing ink, ink                              | 13 807,0            | 0,2                    | 9 732,7             | 0,2                    | 10 280,5            | 0,3                    | 13 201,8            | 0,3                    | 10 203,7            | 0,2                    |
| 33                     | Essential oils and resinoids; perfumery, cosmetic or toilet preparations   | 13 503,5            | 0,2                    | 13 307,0            | 0,3                    | 14 037,5            | 0,4                    | 16 691,3            | 0,4                    | 23 638,6            | 0,4                    |
| 34                     | Soap, organic surface-active agents, detergents, lubricants, artificial and prepared waxes, candles and similar articles, plasticine, "dental waxes" and dental preparations with a basis of plaster | 15 333,6            | 0,2                    | 10 116,5            | 0,2                    | 12 282,0            | 0,3                    | 13 901,3            | 0,3                    | 11 911,7            | 0,2                    |
| 35                     | Protein substances; modified starches; adhesives; ferments   | 16 099,7            | 0,2                    | 11 512,6            | 0,2                    | 9 512,7             | 0,3                    | 11 067,9            | 0,2                    | 8 750,0             | 0,2                    |
| 36                     | Explosives; pyrotechnic products; matches; pyrophoric alloys; some combustible substances  | 8 221,0             | 0,1                    | 4 790,5             | 0,1                    | 1 536,0             | 0,0                    | 645,1               | 0,0                    | 303,0               | 0,0                    |
| 37                     | Photographic or cinematographic goods  | 5 162,6             | 0,1                    | 5 071,9             | 0,1                    | 4 359,9             | 0,1                    | 5 024,6             | 0,1                    | 7 191,0             | 0,1                    |
| 38                     | Other chemical products  | 66 949,3            | 0,9                    | 62 441,1            | 1,2                    | 47 906,3            | 1,3                    | 62 307,9            | 1,3                    | 71 465,6            | 1,3                    |
| 39                     | Plastics and articles thereof  | 340 683,9           | 4,6                    | 247 483,0           | 4,9                    | 198 265,9           | 5,4                    | 220 206,1           | 4,7                    | 249 948,5           | 4,6                    |
| 40                     | Rubber and articles thereof  | 142 146,3           | 1,9                    | 106 053,1           | 2,1                    | 68 222,7            | 1,9                    | 96 281,1            | 2,1                    | 123 052,0           | 2,3                    |
| 41                     | Crude skins (other than furskins) and leather  | 22,2                | 0,0                    | 17,7                | 0,0                    | 14,4                | 0,0                    | 0,7                 | 0,0                    | 1,9                 | 0,0                    |
| 42                     | Leather goods; saddlery and harness; travel goods, handbags and similar items; articles of animal gut (other than silkworm gut)  | 79 058,2            | 1,1                    | 52 381,5            | 1,0                    | 27 599,5            | 0,8                    | 34 281,8            | 0,7                    | 23 852,5            | 0,4                    |

Continuation

| Commodity group's code | Name of the partner country, its commodity group   | 2014                |                        | 2015                |                        | 2016                |                        | 2017                |                        | 2018                |                        |
|------------------------|--|---------------------|------------------------|---------------------|------------------------|---------------------|------------------------|---------------------|------------------------|---------------------|------------------------|
|                        |  | thousand US dollars | in percentage to total | thousand US dollars | in percentage to total | thousand US dollars | in percentage to total | thousand US dollars | in percentage to total | thousand US dollars | in percentage to total |
| 43                     | Natural and artificial furs; articles thereof  | 6 128,7             | 0,1                    | 4 101,6             | 0,1                    | 538,2               | 0,0                    | 602,5               | 0,0                    | 572,4               | 0,0                    |
| 44                     | Wood and articles of wood; charcoal  | 33 583,9            | 0,5                    | 19 540,8            | 0,4                    | 14 892,0            | 0,4                    | 17 184,5            | 0,4                    | 22 213,1            | 0,4                    |
| 45                     | Cork and articles of cork  | 176,3               | 0,0                    | 29,0                | 0,0                    | 16,2                | 0,0                    | 52,4                | 0,0                    | 22,8                | 0,0                    |
| 46                     | Manufactures of straw, esparto or of other plaiting materials; basketware and wicker products                            | 694,8               | 0,0                    | 405,2               | 0,0                    | 353,3               | 0,0                    | 1 697,0             | 0,0                    | 882,2               | 0,0                    |
| 47                     | Pulp of wood or of other fibrous cellulosic materials; regenerated paper and cardboard (scrap paper and paper waste)     | 0,1                 | 0,0                    | 20,4                | 0,0                    | 6,2                 | 0,0                    |                     |                        | 1,6                 | 0,0                    |
| 48                     | Paper and cardboard; articles of paper pulp, paper or cardboard  | 56 989,8            | 0,8                    | 34 653,5            | 0,7                    | 40 072,8            | 1,1                    | 47 043,3            | 1,0                    | 63 123,9            | 1,2                    |
| 49                     | Printed books, newspapers, reproductions and other products of the printing industry; manuscripts, typescripts and plans | 106 571,2           | 1,4                    | 8 392,6             | 0,2                    | 9 796,2             | 0,3                    | 15 481,5            | 0,3                    | 18 649,3            | 0,3                    |
| 50                     | Silk   | 1 372,4             | 0,0                    | 97,9                | 0,0                    | 115,9               | 0,0                    | 274,6               | 0,0                    | 2,2                 | 0,0                    |
| 51                     | Wool, fine or coarse animal hair; yarn and woven fabric of horsehair   | 1 011,4             | 0,0                    | 362,4               | 0,0                    | 567,4               | 0,0                    | 2 820,4             | 0,1                    | 7 498,7             | 0,1                    |
| 52                     | Cotton   | 10 853,4            | 0,1                    | 3 550,1             | 0,1                    | 3 556,3             | 0,1                    | 14 398,4            | 0,3                    | 41 065,9            | 0,8                    |
| 53                     | Other vegetable textile fibers; paper yarn and woven fabrics of paper yarn   | 329,7               | 0,0                    | 36,3                | 0,0                    | 75,7                | 0,0                    | 348,5               | 0,0                    | 13,0                | 0,0                    |
| 54                     | Chemical threads   | 51 739,9            | 0,7                    | 18 699,8            | 0,4                    | 17 799,7            | 0,5                    | 18 403,3            | 0,4                    | 39 615,4            | 0,7                    |
| 55                     | Chemical fibers  | 14 445,6            | 0,2                    | 7 755,7             | 0,2                    | 9 580,9             | 0,3                    | 18 616,6            | 0,4                    | 6 450,5             | 0,1                    |
| 56                     | Wadding, felt and other nonwoven materials; special yarns; twines, ropes and cables and articles thereof                 | 11 126,4            | 0,2                    | 8 458,6             | 0,2                    | 6 626,5             | 0,2                    | 10 799,9            | 0,2                    | 23 296,7            | 0,4                    |
| 57                     | Carpets and other textile floor coverings  | 3 648,9             | 0,0                    | 2 680,3             | 0,1                    | 3 661,7             | 0,1                    | 5 553,4             | 0,1                    | 5 503,5             | 0,1                    |
| 58                     | Special woven fabrics; tufted textile materials; laces; tapestries; finishing materials; embroidery                      | 9 715,1             | 0,1                    | 5 315,7             | 0,1                    | 1 901,0             | 0,1                    | 2 686,3             | 0,1                    | 14 582,1            | 0,3                    |
| 59                     | Impregnated, coated or duplicated textile materials;textile articles for technical uses                                  | 13 441,8            | 0,2                    | 9 234,3             | 0,2                    | 11 794,7            | 0,3                    | 11 132,7            | 0,2                    | 20 855,7            | 0,4                    |
| 60                     | Fabrics, knitted or crocheted  | 3 190,2             | 0,0                    | 2 461,2             | 0,0                    | 1 550,1             | 0,0                    | 2 665,2             | 0,1                    | 1 872,6             | 0,0                    |
| 61                     | Items of clothing and clothing accessories, knitted or crocheted   | 185 152,1           | 2,5                    | 71 928,9            | 1,4                    | 40 645,7            | 1,1                    | 39 401,7            | 0,8                    | 38 897,4            | 0,7                    |
| 62                     | Items of clothing and clothing accessories, other than knitted or crocheted  | 214 545,1           | 2,9                    | 78 089,0            | 1,5                    | 42 331,7            | 1,2                    | 44 697,4            | 1,0                    | 44 768,0            | 0,8                    |
| 63                     | Other prepared textile articles; sets; clothing and textiles, that were in use; rags                                     | 69 808,2            | 0,9                    | 43 891,8            | 0,9                    | 31 814,3            | 0,9                    | 35 382,2            | 0,8                    | 30 465,8            | 0,6                    |
| 64                     | Footwear, gaiters and similar articles; parts thereof  | 461 382,7           | 6,3                    | 204 083,7           | 4,0                    | 118 823,5           | 3,2                    | 164 990,3           | 3,5                    | 150 018,6           | 2,8                    |
| 65                     | Headwear and articles thereof  | 9 247,7             | 0,1                    | 6 125,8             | 0,1                    | 3 537,8             | 0,1                    | 4 728,4             | 0,1                    | 6 686,8             | 0,1                    |
| 66                     | Umbrellas, sun umbrellas, walking-sticks,cane seats, horse riding whips and parts thereof                                | 2 493,0             | 0,0                    | 1 493,6             | 0,0                    | 1 833,5             | 0,0                    | 2 796,6             | 0,1                    | 2 952,6             | 0,1                    |

| Commodity group's code | Name of the partner country, its commodity group  | 2014                |                        | 2015                |                        | 2016                |                        | 2017                |                        | 2018                |                        |
|------------------------|---|---------------------|------------------------|---------------------|------------------------|---------------------|------------------------|---------------------|------------------------|---------------------|------------------------|
|                        |   | thousand US dollars | in percentage to total | thousand US dollars | in percentage to total | thousand US dollars | in percentage to total | thousand US dollars | in percentage to total | thousand US dollars | in percentage to total |
| 67                     | Prepared feathers and down and articles made of it; artificial flowers; articles of human hair  | 2 162,0             | 0,0                    | 1 210,3             | 0,0                    | 1 180,6             | 0,0                    | 3 215,8             | 0,1                    | 6 345,4             | 0,1                    |
| 68                     | Articles of stone, plaster, cement, asbestos, mica or similar materials; ceramic products   | 58 080,7            | 0,8                    | 41 319,9            | 0,8                    | 40 378,7            | 1,1                    | 38 481,1            | 0,8                    | 33 629,3            | 0,6                    |
| 69                     | Ceramic products  | 78 872,8            | 1,1                    | 58 071,9            | 1,1                    | 55 386,6            | 1,5                    | 77 541,6            | 1,7                    | 111 126,9           | 2,1                    |
| 70                     | Glass and glassware   | 50 005,4            | 0,7                    | 28 029,5            | 0,6                    | 34 348,7            | 0,9                    | 43 339,2            | 0,9                    | 37 175,9            | 0,7                    |
| 71                     | Natural or cultured pearls, precious or semi-precious stones, precious metals, metals clad with precious metals and articles thereof; imitation jewelry; coins  | 7 304,7             | 0,1                    | 4 352,0             | 0,1                    | 3 272,6             | 0,1                    | 2 344,7             | 0,0                    | 2 554,8             | 0,0                    |
| 72                     | Ferrous metals  | 118 559,6           | 1,6                    | 107 596,1           | 2,1                    | 106 287,7           | 2,9                    | 129 193,8           | 2,8                    | 108 721,7           | 2,0                    |
| 73                     | Articles of ferrous metals  | 552 889,0           | 7,5                    | 479 173,0           | 9,4                    | 331 244,0           | 9,0                    | 399 860,0           | 8,5                    | 372 635,2           | 6,9                    |
| 74                     | Copper and articles thereof   | 9 772,0             | 0,1                    | 6 337,0             | 0,1                    | 5 623,5             | 0,2                    | 4 817,7             | 0,1                    | 5 002,7             | 0,1                    |
| 75                     | Nickel and articles thereof   | 438,6               | 0,0                    | 58,6                | 0,0                    | 259,9               | 0,0                    | 93,5                | 0,0                    | 116,1               | 0,0                    |
| 76                     | Aluminium and articles thereof  | 41 057,7            | 0,6                    | 38 596,3            | 0,8                    | 32 709,6            | 0,9                    | 31 415,8            | 0,7                    | 31 273,1            | 0,6                    |
| 78                     | Lead and articles thereof   | 308,3               | 0,0                    | 298,9               | 0,0                    | 1 289,5             | 0,0                    | 2 794,3             | 0,1                    | 2 750,2             | 0,1                    |
| 79                     | Zinc and articles thereof   | 149,3               | 0,0                    | 41,6                | 0,0                    | 44,5                | 0,0                    | 54,7                | 0,0                    | 349,7               | 0,0                    |
| 80                     | Tin and articles thereof  | 4 541,0             | 0,1                    | 11,6                | 0,0                    | 16,5                | 0,0                    | 1,9                 | 0,0                    | 1,9                 | 0,0                    |
| 81                     | Other base metals; cermet; articles thereof   | 3 553,2             | 0,0                    | 4 726,6             | 0,1                    | 3 607,7             | 0,1                    | 4 388,7             | 0,1                    | 2 690,0             | 0,0                    |
| 82                     | Tools, accessories, cutlery, spoons and forks of base metal; parts thereof of base metal  | 62 482,1            | 0,8                    | 35 247,8            | 0,7                    | 30 083,3            | 0,8                    | 43 365,7            | 0,9                    | 46 908,0            | 0,9                    |
| 83                     | Other articles of base metals   | 41 809,1            | 0,6                    | 34 093,8            | 0,7                    | 29 413,0            | 0,8                    | 36 086,9            | 0,8                    | 39 871,9            | 0,7                    |
| 84                     | Nuclear reactors, boilers, machinery and mechanical appliances; parts thereof   | 1 972 598,0         | 26,8                   | 1 396 196,3         | 27,4                   | 878 225,9           | 23,9                   | 1 105 106,6         | 23,5                   | 1 276 434,9         | 23,7                   |
| 85                     | Electrical machinery and equipment; parts thereof; sound-recording and sound-reproducing equipment; apparatus for recording and reproducing television image and sound, parts and accessories thereof                                 | 1 159 353,3         | 15,8                   | 918 501,9           | 18,1                   | 713 191,3           | 19,4                   | 974 346,2           | 20,8                   | 1 179 206,1         | 21,9                   |
| 86                     | Railway locomotives or tramway rail cars, rolling-stock and parts thereof; track fixtures and fittings for railways or tramways and parts thereof; mechanical (including electro-mechanical) traffic signaling equipment of all kinds | 61 064,6            | 0,8                    | 30 579,4            | 0,6                    | 14 094,2            | 0,4                    | 12 221,3            | 0,3                    | 18 570,8            | 0,3                    |
| 87                     | Vehicles other than railway or tramway rolling stock, parts and accessories thereof   | 359 954,1           | 4,9                    | 199 935,6           | 3,9                    | 122 408,3           | 3,3                    | 172 924,1           | 3,7                    | 240 602,5           | 4,5                    |
| 88                     | Aircrafts, spacecrafts, and parts thereof   | 624,5               | 0,0                    | 74,3                | 0,0                    | 15 822,3            | 0,4                    | 304,9               | 0,0                    | 31 221,2            | 0,6                    |
| 89                     | Ships, boats and floating constructions   | 4 869,0             | 0,1                    | 13 133,9            | 0,3                    | 826,0               | 0,0                    | 128,7               | 0,0                    | 983,6               | 0,0                    |
| 90                     | Optical, photographic, cinematographic, measuring, checking, precise, medical or surgical instruments and apparatus; parts and accessories thereof  | 162 912,3           | 2,2                    | 87 625,7            | 1,7                    | 131 562,2           | 3,6                    | 117 300,3           | 2,5                    | 107 828,7           | 2,0                    |

Continuation

| Commodity group's code | Name of the partner country, its commodity group  | 2014                |                        | 2015                |                        | 2016                |                        | 2017                |                        | 2018                |                        |
|------------------------|---|---------------------|------------------------|---------------------|------------------------|---------------------|------------------------|---------------------|------------------------|---------------------|------------------------|
|                        |   | thousand US dollars | in percentage to total | thousand US dollars | in percentage to total | thousand US dollars | in percentage to total | thousand US dollars | in percentage to total | thousand US dollars | in percentage to total |
| 91                     | Clocks and watches and parts thereof  | 3 422,4             | 0,0                    | 2 848,3             | 0,1                    | 3 036,5             | 0,1                    | 7 685,0             | 0,2                    | 6 257,5             | 0,1                    |
| 92                     | Musical instruments; parts and accessories thereof  | 2 328,3             | 0,0                    | 1 340,3             | 0,0                    | 1 009,2             | 0,0                    | 1 290,9             | 0,0                    | 1 405,5             | 0,0                    |
|                        | Furniture; bedding, mattresses, stuffed furnishings; lamps and lighting equipment; illuminated signs, nameplates and similar articles, prefabricated building constructions |                     |                        |                     |                        |                     |                        |                     |                        |                     |                        |
| 94                     | Articles, prefabricated building constructions  | 164 327,3           | 2,2                    | 116 006,0           | 2,3                    | 54 802,6            | 1,5                    | 72 480,4            | 1,5                    | 72 304,2            | 1,3                    |
|                        | Toys, games and sports requisites; parts and accessories thereof  |                     |                        |                     |                        |                     |                        |                     |                        |                     |                        |
| 95                     | Toys, games and sports requisites; parts and accessories thereof  | 75 095,0            | 1,0                    | 69 918,7            | 1,4                    | 55 830,4            | 1,5                    | 74 214,1            | 1,6                    | 113 065,1           | 2,1                    |
| 96                     | Various prepared articles   | 23 187,1            | 0,3                    | 18 997,6            | 0,4                    | 14 796,5            | 0,4                    | 18 887,1            | 0,4                    | 26 501,5            | 0,5                    |
| 97                     | Works of art, collectors' pieces and antiques   | 244,0               | 0,0                    | 239,4               | 0,0                    | 36,5                | 0,0                    | 104,5               | 0,0                    | 125,8               | 0,0                    |
| 99                     | Others  | 82,6                | 0,0                    | 63,3                | 0,0                    | 3 092,4             | 0,1                    | 46,5                | 0,0                    | 940,2               | 0,0                    |

## 2. Mutual trade of the Eurasian economic Union countries

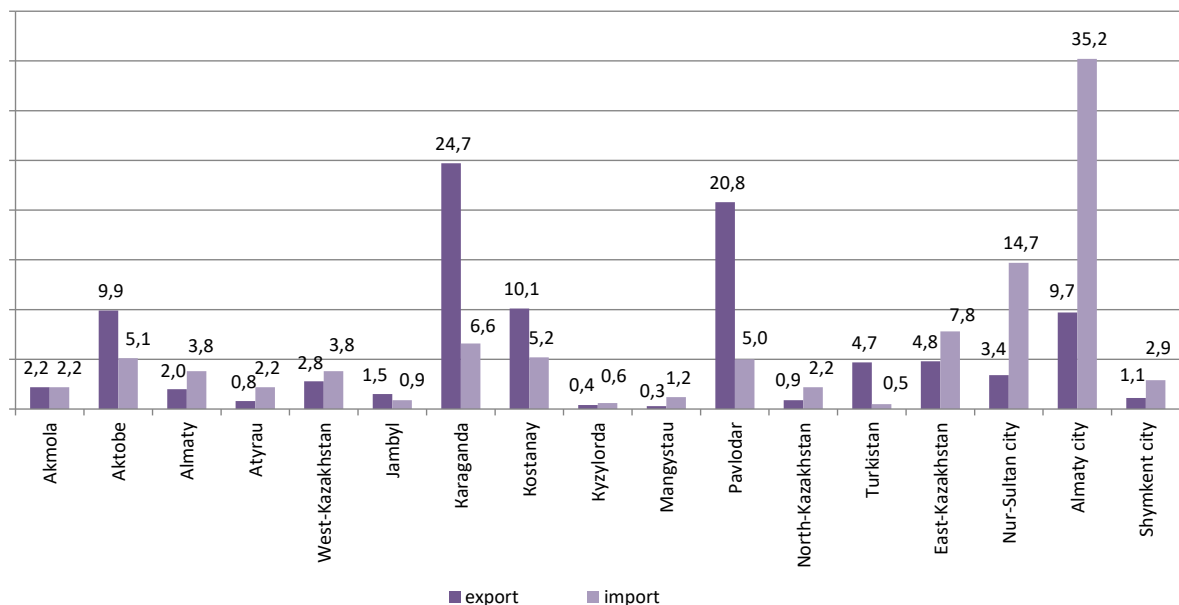
### 2.1 Mutual trade with the Eurasian economic Union countries by regions in 2018

million US dollars

|                               | Total   |          | Share, in percentage |        | Including countries    |          |                         |        |                            |        |                         |        |
|-------------------------------|---------|----------|----------------------|--------|------------------------|----------|-------------------------|--------|----------------------------|--------|-------------------------|--------|
|                               |         |          |                      |        | the Russian Federation |          | the Republic of Belarus |        | the Republic of Kyrgyzstan |        | the Republic of Armenia |        |
|                               | export  | import   | export               | import | export                 | import   | export                  | import | export                     | import | export                  | import |
| <b>Republic of Kazakhstan</b> | 5 279,9 | 13 237,5 | 100,0                | 100,0  | 5 279,9                | 13 237,5 | 105,2                   | 607,2  | 656,9                      | 243,4  | 4,9                     | 9,0    |
| Akmola                        | 117,4   | 286,1    | 2,2                  | 2,2    | 117,4                  | 286,1    | 0,6                     | 12,0   | 5,0                        | 0,2    |                         |        |
| Aktobe                        | 523,7   | 675,0    | 9,9                  | 5,1    | 523,7                  | 675,0    | 4,2                     | 23,2   | 7,6                        | 9,0    | 0,1                     | 0,0    |
| Almaty                        | 105,6   | 504,3    | 2,0                  | 3,8    | 105,6                  | 504,3    | 1,8                     | 20,2   | 86,8                       | 16,9   | 1,1                     | 0,1    |
| Atyrau                        | 41,4    | 295,6    | 0,8                  | 2,2    | 41,4                   | 295,6    | 1,4                     | 8,2    | 3,8                        | 0,6    | 0,0                     | 0,0    |
| West-Kazakhstan               | 145,8   | 509,2    | 2,8                  | 3,8    | 145,8                  | 509,2    | 20,3                    | 12,2   | 4,1                        | 0,4    | 0,1                     | 2,4    |
| Jambyl                        | 79,6    | 123,8    | 1,5                  | 0,9    | 79,6                   | 123,8    | 6,4                     | 6,2    | 28,7                       | 15,5   |                         | 0,0    |
| Karaganda                     | 1 301,7 | 879,8    | 24,7                 | 6,6    | 1 301,7                | 879,8    | 37,0                    | 67,2   | 75,3                       | 7,2    | 1,3                     | 0,5    |
| Kostanay                      | 531,5   | 693,0    | 10,1                 | 5,2    | 531,5                  | 693,0    | 0,4                     | 43,7   | 13,0                       | 3,3    | 0,8                     | 0,2    |
| Kyzylorda                     | 22,9    | 74,0     | 0,4                  | 0,6    | 22,9                   | 74,0     | 0,3                     | 1,2    | 2,9                        | 0,3    |                         |        |
| Mangystau                     | 16,3    | 157,1    | 0,3                  | 1,2    | 16,3                   | 157,1    | 0,6                     | 7,6    | 1,4                        | 0,1    | 0,0                     | 0,1    |
| Pavlodar                      | 1 096,3 | 665,1    | 20,8                 | 5,0    | 1 096,3                | 665,1    | 6,8                     | 21,4   | 5,8                        | 5,8    |                         | 0,0    |
| North-Kazakhstan              | 49,6    | 288,2    | 0,9                  | 2,2    | 49,6                   | 288,2    | 0,3                     | 11,5   | 13,8                       | 0,4    | 0,0                     |        |
| Turkistan                     | 248,4   | 61,8     | 4,7                  | 0,5    | 248,4                  | 61,8     | 3,0                     | 4,3    | 2,6                        | 0,5    | 0,1                     |        |
| East-Kazakhstan               | 251,0   | 1 035,8  | 4,8                  | 7,8    | 251,0                  | 1 035,8  | 0,8                     | 27,2   | 23,7                       | 95,9   | 0,2                     |        |
| Nur-Sultan city               | 177,3   | 1 946,7  | 3,4                  | 14,7   | 177,3                  | 1 946,7  | 11,2                    | 107,3  | 64,1                       | 5,3    | 0,0                     | 0,6    |
| Almaty city                   | 513,1   | 4 662,7  | 9,7                  | 35,2   | 513,1                  | 4 662,7  | 6,1                     | 206,6  | 279,1                      | 61,4   | 1,1                     | 5,0    |
| Shymkent city                 | 58,3    | 379,3    | 1,1                  | 2,9    | 58,3                   | 379,3    | 4,0                     | 27,2   | 39,2                       | 20,6   | 0,1                     | 0,1    |

### Division of regions on mutual trade with the Eurasian economic Union countries

in percentage

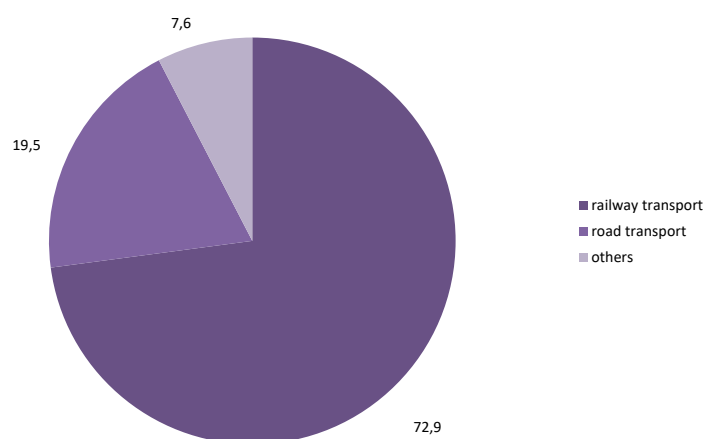


## 2.2 Exports and imports with the Eurasian economic Union countries by types of transport at the border in 2018

| Name of transport  | Export  | Share, % | Import   | Share, % |
|--|---------|----------|----------|----------|
| <b>Total including:</b>  | 6 046,8 | 100,0    | 14 097,4 | 100,0    |
| Sea/river transport  | 0,2     | 0,0      | 27,1     | 0,2      |
| Railway transport  | 4 406,6 | 72,9     | 5 307,3  | 37,6     |
| Road transport, except for vehicles specified under the codes 31, 32 | 1 179,4 | 19,5     | 7 383,5  | 52,4     |
| Combination of vehicles (tractors with semi-trailer or trailer)      | 69,6    | 1,2      | 436,8    | 3,1      |
| Combination of vehicles (tractors with semi-trailer (-s) or trailer) | 6,9     | 0,1      | 63,9     | 0,5      |
| Air transport  | 45,0    | 0,7      | 197,8    | 1,4      |
| Mailing  | 3,1     | 0,1      | 19,6     | 0,1      |
| Pipeline transport   | 255,3   | 4,2      | 571,1    | 4,1      |
| Power lines  | 79,8    | 1,3      | 52,9     | 0,4      |
| Inland water transport   | 0,8     | 0,0      | 0,7      | 0,0      |
| Vehicles moved as goods under their own power                        | 0,0     | 0,0      | 36,8     | 0,3      |
| Others   | 0,0     | 0,0      | 0,0      | 0,0      |

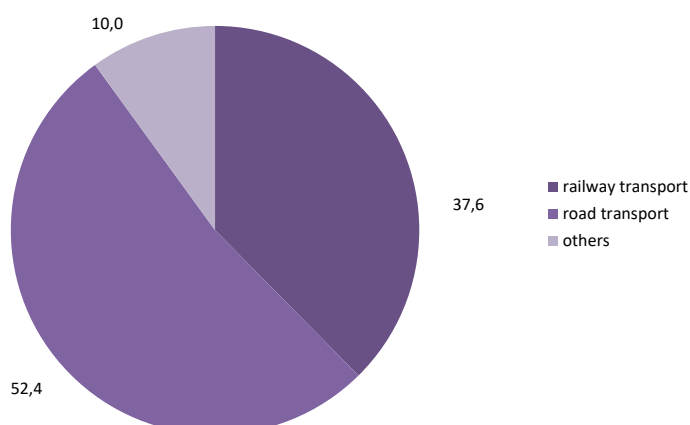
### Proportion of main types of transport in exports with the Eurasian economic Union countries

in percentage



### Proportion of main types of transport in imports with the Eurasian economic Union countries

in percentage



### 2.3 Commodity turnover with the Eurasian economic Union countries by commodity nomenclature sections in 2018

| Number of the section | Name of the section   | Commodity turnover |                        | Export             |                        | Import             |                        |
|-----------------------|---|--------------------|------------------------|--------------------|------------------------|--------------------|------------------------|
|                       |   | million US dollars | in percentage to total | million US dollars | in percentage to total | million US dollars | in percentage to total |
|                       | <b>Total</b>  | 20 144,2           | 100,0                  | 6 046,8            | 100,0                  | 14 097,4           | 100,0                  |
|                       | the Republic of Armenia   | 13,9               | 100,0                  | 4,9                | 100,0                  | 9,0                | 100,0                  |
|                       | the Republic of Belarus   | 712,4              | 100,0                  | 105,1              | 100,0                  | 607,3              | 100,0                  |
|                       | the Republic of Kyrgyzstan  | 900,5              | 100,0                  | 656,9              | 100,0                  | 243,6              | 100,0                  |
|                       | the Russian Federation  | 18 517,4           | 100,0                  | 5 279,9            | 100,0                  | 13 237,5           | 100,0                  |
| I                     | Live animals; products of animal origin   | 377,9              | 1,9                    | 86,8               | 1,4                    | 291,1              | 2,1                    |
|                       | the Republic of Armenia   | 0,1                | 0,7                    | 0,1                | 2,0                    |                    |                        |
|                       | the Republic of Belarus   | 85,6               | 12,0                   | 0,9                | 0,9                    | 84,7               | 13,9                   |
|                       | the Republic of Kyrgyzstan  | 19,5               | 2,2                    | 7,0                | 1,1                    | 12,5               | 5,1                    |
|                       | the Russian Federation  | 272,7              | 1,5                    | 78,8               | 1,5                    | 193,9              | 1,5                    |
| II                    | Products of vegetable origin  | 362,5              | 1,8                    | 241,3              | 4,0                    | 121,2              | 0,9                    |
|                       | the Republic of Armenia   | 0,0                | 0,0                    | 0,0                | 0,0                    | 0,0                | 0,0                    |
|                       | the Republic of Belarus   | 6,6                | 0,9                    | 3,3                | 3,1                    | 3,3                | 0,5                    |
|                       | the Republic of Kyrgyzstan  | 36,4               | 4,0                    | 32,2               | 4,9                    | 4,2                | 1,7                    |
|                       | the Russian Federation  | 319,5              | 1,7                    | 205,8              | 3,9                    | 113,7              | 0,9                    |
| III                   | Fats and oils of animal or vegetable origin and their cleavage products; prepared edible fats; waxes of animal or vegetable origin                                    | 162,7              | 0,8                    | 18,5               | 0,3                    | 144,2              | 1,0                    |
|                       | the Republic of Armenia   | 0,0                | 0,0                    | 0,0                | 0,0                    |                    |                        |
|                       | the Republic of Belarus   | 0,1                | 0,0                    | 0,0                | 0,0                    | 0,1                | 0,0                    |
|                       | the Republic of Kyrgyzstan  | 14,7               | 1,6                    | 14,6               | 2,2                    | 0,1                | 0,0                    |
|                       | the Russian Federation  | 147,9              | 0,8                    | 3,9                | 0,1                    | 144,0              | 1,1                    |
| IV                    | Prepared foodstuffs; alcoholic and non-alcoholic beverages and vinegar; tobacco and its substitutes   | 1 444,2            | 7,2                    | 248,0              | 4,1                    | 1 196,2            | 8,5                    |
|                       | the Republic of Armenia   | 5,9                | 42,4                   | 1,5                | 30,6                   | 4,4                | 48,9                   |
|                       | the Republic of Belarus   | 64,6               | 9,1                    | 0,7                | 0,7                    | 63,9               | 10,5                   |
|                       | the Republic of Kyrgyzstan  | 153,3              | 17,0                   | 119,4              | 18,2                   | 33,9               | 13,9                   |
|                       | the Russian Federation  | 1 220,4            | 6,6                    | 126,4              | 2,4                    | 1 094,0            | 8,3                    |
| V                     | Mineral products  | 4 753,0            | 23,6                   | 2 190,8            | 36,2                   | 2 562,2            | 18,2                   |
|                       | the Republic of Armenia   | 0,0                | 0,0                    | 0,0                | 0,0                    | 0,0                | 0,0                    |
|                       | the Republic of Belarus   | 71,9               | 10,1                   | 48,1               | 45,8                   | 23,8               | 3,9                    |
|                       | the Republic of Kyrgyzstan  | 338,6              | 37,6                   | 230,3              | 35,1                   | 108,3              | 44,5                   |
|                       | the Russian Federation  | 4 342,5            | 23,5                   | 1 912,4            | 36,2                   | 2 430,1            | 18,4                   |
| VI                    | Products of the chemical and related industries   | 1 981,8            | 9,8                    | 801,9              | 13,3                   | 1 179,9            | 8,4                    |
|                       | the Republic of Armenia   | 0,5                | 3,6                    | 0,2                | 4,1                    | 0,3                | 3,3                    |
|                       | the Republic of Belarus   | 39,2               | 5,5                    | 3,2                | 3,0                    | 36,0               | 5,9                    |
|                       | the Republic of Kyrgyzstan  | 53,8               | 6,0                    | 51,3               | 7,8                    | 2,5                | 1,0                    |
|                       | the Russian Federation  | 1 888,3            | 10,2                   | 747,2              | 14,2                   | 1 141,1            | 8,6                    |
| VII                   | Plastics and articles thereof; rubber and articles thereof  | 989,2              | 4,9                    | 89,2               | 1,5                    | 900,0              | 6,4                    |
|                       | the Republic of Armenia   | 0,3                | 2,2                    | 0,3                | 6,1                    | 0,0                | 0,0                    |
|                       | the Republic of Belarus   | 32,1               | 4,5                    | 0,2                | 0,2                    | 31,9               | 5,3                    |
|                       | the Republic of Kyrgyzstan  | 35,5               | 3,9                    | 22,8               | 3,5                    | 12,7               | 5,2                    |
|                       | the Russian Federation  | 921,3              | 5,0                    | 65,9               | 1,2                    | 855,4              | 6,5                    |
| VIII                  | Crude skins, leather, furskins and articles thereof; saddlery and harness; travel goods, handbags and similar items; articles of animal gut (other than silkworm gut) | 19,1               | 0,1                    | 3,7                | 0,1                    | 15,4               | 0,1                    |
|                       | the Republic of Armenia   | 0,2                | 1,4                    | 0,0                | 0,0                    | 0,2                | 2,2                    |
|                       | the Republic of Belarus   | 0,5                | 0,1                    | 0,0                | 0,0                    | 0,5                | 0,1                    |
|                       | the Republic of Kyrgyzstan  | 1,0                | 0,1                    | 0,6                | 0,1                    | 0,4                | 0,2                    |
|                       | the Russian Federation  | 17,4               | 0,1                    | 3,1                | 0,1                    | 14,3               | 0,1                    |
| IX                    | Wood and articles of wood; charcoal; cork and articles of cork; manufactures of straw, esparto or of other plaiting materials; basketware and wicker products         | 308,9              | 1,5                    | 4,0                | 0,1                    | 304,9              | 2,2                    |

Continuation

| Number of the section | Name of the section  | Commodity turnover |                        | Export             |                        | Import             |                        |
|-----------------------|--|--------------------|------------------------|--------------------|------------------------|--------------------|------------------------|
|                       |  | million US dollars | in percentage to total | million US dollars | in percentage to total | million US dollars | in percentage to total |
| X                     | the Republic of Armenia  | 0,0                | 0,0                    | 0,0                | 0,0                    |                    |                        |
|                       | the Republic of Belarus  | 22,5               | 3,2                    | 0,1                | 0,1                    | 22,4               | 3,7                    |
|                       | the Republic of Kyrgyzstan   | 3,5                | 0,4                    | 3,2                | 0,5                    | 0,3                | 0,1                    |
|                       | the Russian Federation   | 282,9              | 1,5                    | 0,7                | 0,0                    | 282,2              | 2,1                    |
|                       | Pulp of wood or of other fibrous cellulosic materials; regenerated paper and cardboard (scrap paper and paper waste) and articles thereof  | 332,3              | 1,6                    | 15,2               | 0,3                    | 317,1              | 2,2                    |
|                       | the Republic of Armenia  | 0,0                | 0,0                    | 0,0                | 0,0                    | 0,0                | 0,0                    |
|                       | the Republic of Belarus  | 16,7               | 2,3                    | 0,0                | 0,0                    | 16,7               | 2,7                    |
|                       | the Republic of Kyrgyzstan   | 13,0               | 1,4                    | 8,6                | 1,3                    | 4,4                | 1,8                    |
|                       | the Russian Federation   | 302,6              | 1,6                    | 6,6                | 0,1                    | 296,0              | 2,2                    |
|                       | Textiles and textile products  | 361,5              | 1,8                    | 51,2               | 0,8                    | 310,3              | 2,2                    |
| XI                    | the Republic of Armenia  | 2,1                | 15,1                   | 0,0                | 0,0                    | 2,1                | 23,3                   |
|                       | the Republic of Belarus  | 22,6               | 3,2                    | 4,6                | 4,4                    | 18,0               | 3,0                    |
|                       | the Republic of Kyrgyzstan   | 14,8               | 1,6                    | 6,1                | 0,9                    | 8,7                | 3,6                    |
|                       | the Russian Federation   | 322,0              | 1,7                    | 40,5               | 0,8                    | 281,5              | 2,1                    |
|                       | Foot- and headwear, umbrellas, sun umbrellas, walking-sticks, cane seats, whips and parts thereof; prepared feathers and articles made therewith; artificial flowers; articles of human hair                                 | 107,1              | 0,5                    | 8,2                | 0,1                    | 98,9               | 0,7                    |
| XII                   | the Republic of Armenia  | 0,2                | 1,4                    | 0,0                | 0,0                    | 0,2                | 2,2                    |
|                       | the Republic of Belarus  | 1,7                | 0,2                    | 0,0                | 0,0                    | 1,7                | 0,3                    |
|                       | the Republic of Kyrgyzstan   | 5,5                | 0,6                    | 0,1                | 0,0                    | 5,4                | 2,2                    |
|                       | the Russian Federation   | 99,7               | 0,5                    | 8,1                | 0,2                    | 91,6               | 0,7                    |
|                       | Articles of stone, plaster, cement, asbestos, mica or similar materials; ceramic products; glass and glassware   | 395,3              | 2,0                    | 20,1               | 0,3                    | 375,2              | 2,7                    |
| XIII                  | the Republic of Armenia  | 0,2                | 1,4                    | 0,0                | 0,0                    | 0,2                | 2,2                    |
|                       | the Republic of Belarus  | 16,7               | 2,3                    | 0,1                | 0,1                    | 16,6               | 2,7                    |
|                       | the Republic of Kyrgyzstan   | 34,4               | 3,8                    | 8,5                | 1,3                    | 25,9               | 10,6                   |
|                       | the Russian Federation   | 344,0              | 1,9                    | 11,5               | 0,2                    | 332,5              | 2,5                    |
|                       | Natural or cultured pearls, precious or semi-precious stones, precious metals, metals clad with precious metals and articles thereof; imitation jewelry; coins   | 51,3               | 0,3                    | 11,1               | 0,2                    | 40,2               | 0,3                    |
| XIV                   | the Republic of Armenia  | 0,7                | 5,0                    |                    |                        | 0,7                | 7,8                    |
|                       | the Republic of Belarus  | 0,1                | 0,0                    | 0,1                | 0,1                    | 0,0                | 0,0                    |
|                       | the Republic of Kyrgyzstan   | 6,3                | 0,7                    | 6,2                | 0,9                    | 0,1                | 0,0                    |
|                       | the Russian Federation   | 44,2               | 0,2                    | 4,8                | 0,1                    | 39,4               | 0,3                    |
|                       | Base metals and articles thereof   | 3 941,3            | 19,6                   | 1 844,3            | 30,5                   | 2 097,0            | 14,9                   |
| XV                    | the Republic of Armenia  | 1,3                | 9,4                    | 1,3                | 26,5                   | 0,0                | 0,0                    |
|                       | the Republic of Belarus  | 67,9               | 9,5                    | 38,9               | 37,0                   | 29,0               | 4,8                    |
|                       | the Republic of Kyrgyzstan   | 70,6               | 7,8                    | 65,7               | 10,0                   | 4,9                | 2,0                    |
|                       | the Russian Federation   | 3 801,5            | 20,5                   | 1 738,4            | 32,9                   | 2 063,1            | 15,6                   |
|                       | Machinery and mechanical appliances; electrical equipment; parts thereof; sound-recording and sound-reproducing equipment, apparatus for recording and reproducing television image and sound, parts and accessories thereof | 2 395,9            | 11,9                   | 313,1              | 5,2                    | 2 082,8            | 14,8                   |
| XVI                   | the Republic of Armenia  | 1,6                | 11,5                   | 1,2                | 24,5                   | 0,4                | 4,4                    |
|                       | the Republic of Belarus  | 97,1               | 13,6                   | 4,4                | 4,2                    | 92,7               | 15,3                   |
|                       | the Republic of Kyrgyzstan   | 54,5               | 6,1                    | 43,6               | 6,6                    | 10,9               | 4,5                    |
|                       | the Russian Federation   | 2 242,7            | 12,1                   | 263,9              | 5,0                    | 1 978,8            | 14,9                   |
|                       | Vehicles, aircrafts, floating crafts and related transport equipment   | 1 529,8            | 7,6                    | 66,4               | 1,1                    | 1 463,4            | 10,4                   |
| XVII                  | the Republic of Armenia  | 0,1                | 0,7                    | 0,1                | 2,0                    |                    |                        |
|                       | the Republic of Belarus  | 105,0              | 14,7                   | 0,3                | 0,3                    | 104,7              | 17,2                   |

Continuation

| Number of the section | Name of the section   | Commodity turnover |                        | Export             |                        | Import             |                        |
|-----------------------|---|--------------------|------------------------|--------------------|------------------------|--------------------|------------------------|
|                       |   | million US dollars | in percentage to total | million US dollars | in percentage to total | million US dollars | in percentage to total |
|                       | the Republic of Kyrgyzstan  | 25,5               | 2,8                    | 21,7               | 3,3                    | 3,8                | 1,6                    |
|                       | the Russian Federation  | 1 399,2            | 7,6                    | 44,3               | 0,8                    | 1 354,9            | 10,2                   |
| XVIII                 | Optical, photographic, cinematographic, measuring, checking, precise, medical or surgical instruments and apparatus; clocks and watches; musical instruments; parts and accessories thereof | 201,7              | 1,0                    | 6,1                | 0,1                    | 195,6              | 1,4                    |
|                       | the Republic of Armenia   | 0,5                | 3,6                    | 0,1                | 2,0                    | 0,4                | 4,4                    |
|                       | the Republic of Belarus   | 12,9               | 1,8                    | 0,1                | 0,1                    | 12,8               | 2,1                    |
|                       | the Republic of Kyrgyzstan  | 2,8                | 0,3                    | 1,9                | 0,3                    | 0,9                | 0,4                    |
|                       | the Russian Federation  | 185,5              | 1,0                    | 4,0                | 0,1                    | 181,5              | 1,4                    |
| XX                    | Various industrial goods  | 413,9              | 2,1                    | 26,4               | 0,4                    | 387,5              | 2,7                    |
|                       | the Republic of Armenia   | 0,1                | 0,7                    | 0,1                | 2,0                    | 0,0                | 0,0                    |
|                       | the Republic of Belarus   | 48,7               | 6,8                    | 0,0                | 0,0                    | 48,7               | 8,0                    |
|                       | the Republic of Kyrgyzstan  | 16,6               | 1,8                    | 13,0               | 2,0                    | 3,6                | 1,5                    |
|                       | the Russian Federation  | 348,5              | 1,9                    | 13,3               | 0,3                    | 335,2              | 2,5                    |
| XXI                   | Works of art, collectors' pieces and antiques   | 0,4                | 0,0                    | 0,0                |                        | 0,4                | 0,0                    |
|                       | the Russian Federation  | 0,4                | 0,0                    |                    |                        | 0,4                | 0,0                    |
|                       | Others  | 14,3               | 0,1                    | 0,5                | 0,0                    | 13,8               | 0,1                    |
|                       | the Republic of Kyrgyzstan  | 0,3                | 0,0                    | 0,3                | 0,0                    | 0,0                | 0,0                    |
|                       | the Russian Federation  | 14,0               | 0,1                    | 0,2                | 0,0                    | 13,8               | 0,1                    |

## 2.4 Indicators of concentration of exports and imports of the Republic of Kazakhstan with the member states of the Eurasian economic Union in 2018

|                           | Export             |                        | Import             |                        |
|---------------------------|--------------------|------------------------|--------------------|------------------------|
|                           | million US dollars | in percentage to total | million US dollars | in percentage to total |
| <b>Total</b>              | <b>6 046,8</b>     | <b>100,0</b>           | <b>14 097,4</b>    | <b>100,0</b>           |
| Top 10 trading companies  | 2 837,3            | 46,9                   | 2 005,5            | 14,2                   |
| Top 20 trading companies  | 3 440,4            | 56,9                   | 2 854,8            | 20,3                   |
| Top 50 trading companies  | 4 292,6            | 71,0                   | 4 369,8            | 31,0                   |
| Top 100 trading companies | 4 821,0            | 79,7                   | 5 812,2            | 41,2                   |
| Top 500 trading companies | 5 767,1            | 95,4                   | 9 459,1            | 67,1                   |

## 2.5 Exports and imports with the member states of the Eurasian economic Union in the context of top-10, top-20, top-50, top-100, top-500 enterprises by types of their economic activity in 2018

million US dollars

|                     | Agriculture, forestry and fisheries | Mining and quarrying | Manufacturing industry | Wholesale and retail trade; car and motorcycle repair | Transportation and warehousing | Others  |
|---------------------|-------------------------------------|----------------------|------------------------|---|--------------------------------|---------|
| <b>Total export</b> | 80,5                                | 1 289,2              | 2 928,5                | 1 390,1   | 82,6                           | 275,9   |
| Top-10              | 46,6                                | 1 094,3              | 2 039,3                | 553,8   | 69,6                           | 198,2   |
| Top -20             | 56,6                                | 1 237,6              | 2 373,3                | 673,8   | 77,3                           | 226,8   |
| Top -50             | 68,9                                | 1 285,0              | 2 662,8                | 872,1   | 82,0                           | 256,1   |
| Top -100            | 75,8                                | 1 289,2              | 2 820,3                | 1 037,3   | 82,6                           | 268,8   |
| Top -500            | 80,5                                | 1 289,2              | 2 926,2                | 1 334,1   | 82,6                           | 275,9   |
| <b>Total import</b> | 119,1                               | 427,7                | 3 301,1                | 8 856,6   | 273,2                          | 1 119,7 |
| Top-10              | 33,2                                | 331,5                | 1 289,4                | 1 495,9   | 165,3                          | 388,9   |
| Top -20             | 46,1                                | 365,5                | 1 753,8                | 1 997,9   | 204,8                          | 500,6   |
| Top -50             | 63,7                                | 399,0                | 2 284,5                | 2 966,2   | 238,9                          | 606,0   |
| Top -100            | 78,8                                | 418,8                | 2 623,0                | 3 907,4   | 255,4                          | 710,8   |
| Top -500            | 111,2                               | 427,7                | 3 137,5                | 6 289,9   | 272,7                          | 950,7   |

### 3. Activities of enterprises with the foreign capital participation

The data presented in the section “Activities of enterprises with the foreign capital participation” are based on the information obtained by processing statistical reporting by enterprises with share holding of foreign investors and by companies wholly owned by foreign investors.

Authorized capital is the amount of money invested by the owners to ensure the statutory activity of the organization.

Data on the authorized capital are given at the moment of registration, i.e. volumes recorded in registration documents and actually at the end of the reporting period.

Domestic sales are sales of goods and services of own production as well as of goods purchased from other enterprises, organizations and acquired abroad, providing services to organizations, which are on the territory of the Republic of Kazakhstan.

The volume of the made production (goods and services) is the value of all finished goods (products) developed by an enterprise, semi-finished goods of its production (obtained from their own raw materials and supplies as well as from those of the customer) intended for the external sales for its

capital construction and non-industrial division, for issuance to employees on account of wages, for industrial works and services, which have been ordered.

Payroll number of workers is the number of persons admitted under the employment contract, regardless of its term, except for persons performing work under the contracts of civil law nature.

Wage fund of workers are total calculated funds of an organization for the payment of workers in cash and in kind (salaries (tariff rates), bonuses, allowances and other incentive and compensatory payments) taking into account taxes and other deductions (income tax, mandatory pension contributions) in accordance with the laws of the Republic of Kazakhstan and regardless of the source of their funding and period of actual payments.

Fixed capital investments represent total costs aimed at the creation and reproduction of fixed assets. They include the cost of the construction and repair of buildings and structures, purchase and repair of machinery, equipment and tools, other capital works and expenses.

### 3.1 Number of operating enterprises with the foreign capital participation\*

at the end of the year, units

|                               | 2014   | 2015   | 2016   | 2017   | 2018   |
|-------------------------------|--------|--------|--------|--------|--------|
| <b>Republic of Kazakhstan</b> | 11 186 | 12 052 | 12 857 | 13 540 | 14 001 |
| Akmola                        | 203    | 240    | 287    | 311    | 328    |
| Aktobe                        | 400    | 437    | 460    | 447    | 437    |
| Almaty                        | 255    | 259    | 284    | 361    | 400    |
| Atyrau                        | 701    | 645    | 609    | 636    | 728    |
| West-Kazakhstan               | 376    | 389    | 444    | 489    | 469    |
| Jambyl                        | 137    | 156    | 280    | 190    | 202    |
| Karaganda                     | 740    | 735    | 742    | 744    | 788    |
| Kostanay                      | 280    | 285    | 281    | 305    | 320    |
| Kyzylorda                     | 144    | 142    | 127    | 127    | 124    |
| Mangystau                     | 403    | 432    | 454    | 484    | 487    |
| South-Kazakhstan              | 472    | 418    | 566    | 738    |        |
| Pavlodar                      | 255    | 282    | 304    | 306    | 306    |
| North-Kazakhstan              | 175    | 208    | 235    | 265    | 282    |
| Turkistan                     |        |        |        |        | 158    |
| East-Kazakhstan               | 419    | 402    | 451    | 584    | 582    |
| Nur-Sultan city               | 1 496  | 1 572  | 1 820  | 2 035  | 2 187  |
| Almaty city                   | 4 730  | 5 450  | 5 513  | 5 518  | 5 419  |
| Shymkent city                 |        |        |        |        | 784    |

\* Information is given according to the business register.

### 3.2 Volume of production of operating enterprises with the foreign capital participation\*

in current prices, million tenge

|                               | 2014         | 2015        | 2016         | 2017         | 2018         |
|-------------------------------|--------------|-------------|--------------|--------------|--------------|
| <b>Republic of Kazakhstan</b> | 11 521 184,9 | 8 792 512,2 | 11 362 414,9 | 13 812 015,3 | 17 454 788,8 |
| Akmola                        | 74 879,8     | 74 736,3    | 109 391,4    | 134 955,0    | 191 525,0    |
| Aktobe                        | 994 087,7    | 806 811,4   | 1 004 612,8  | 1 257 998,1  | 1 475 078,7  |
| Almaty                        | 266 189,8    | 238 420,4   | 283 037,2    | 322 377,6    | 385 422,1    |
| Atyrau                        | 4 350 728,1  | 3 032 813,1 | 3 916 947,4  | 4 845 651,9  | 6 653 604,0  |
| West-Kazakhstan               | 1 711 588,5  | 1 166 177,9 | 1 413 383,8  | 1 701 613,8  | 2 245 679,7  |
| Jambyl                        | 126 674,2    | 133 066,0   | 186 222,4    | 179 432,7    | 173 056,3    |
| Karaganda                     | 1 052 296,0  | 1 041 277,7 | 1 464 537,6  | 1 728 001,7  | 1 831 376,1  |
| Kostanay                      | 67 665,5     | 70 802,9    | 117 917,5    | 153 979,4    | 200 346,9    |
| Kyzylorda                     | 834 297,9    | 449 660,2   | 529 286,7    | 576 056,0    | 758 593,3    |
| Mangystau                     | 786 294,6    | 492 128,1   | 619 132,1    | 718 244,5    | 918 694,5    |
| South-Kazakhstan              | 225 225,2    | 292 935,2   | 321 720,3    | 313 420,6    |              |
| Pavlodar                      | 619 097,5    | 606 941,7   | 900 327,1    | 1 219 929,6  | 1 352 705,5  |
| North-Kazakhstan              | 13 401,0     | 13 357,8    | 20 146,7     | 21 427,2     | 26 136,5     |
| Turkistan                     |              |             |              |              | 223 000,9    |
| East-Kazakhstan               | 165 622,9    | 169 948,9   | 224 555,1    | 294 776,3    | 441 957,3    |
| Nur-Sultan city               | 96 693,0     | 67 517,5    | 66 761,3     | 105 304,5    | 128 311,3    |
| Almaty city                   | 136 443,2    | 135 917,3   | 184 435,3    | 238 846,6    | 282 219,1    |
| Shymkent city                 |              |             |              |              | 167 081,6    |

\* The data are presented in the form of 1-П (annual) «Report of an enterprise on the production and shipment of products (goods, services)».

## 3.3 Number and wages fund of workers of operating enterprises with the foreign capital participation\*

|                               | 2014  |  |  | 2015  |  |  | 2016  |  |  | 2017  |  |  | 2018  |  |  |
|-------------------------------|---|--|--|---|--|--|---|--|--|---|--|--|---|--|--|
|                               | Payroll number of workers (without by-workers), average for the period, persons | Wage fund of all workers and by-workers, million tenge |  | Payroll number of workers (without by-workers), average for the period, persons | Wage fund of all workers and by-workers, million tenge |  | Payroll number of workers (without by-workers), average for the period, persons | Wage fund of all workers and by-workers, million tenge |  | Payroll number of workers (without by-workers), average for the period, persons | Wage fund of all workers and by-workers, million tenge |  | Payroll number of workers (without by-workers), average for the period, persons | Wage fund of all workers and by-workers, million tenge |  |
| <b>Republic of Kazakhstan</b> | 479 007,0   | 1 182 954,4  |  | 456 900,0   | 1 182 258,3  |  | 451 641,0   | 1 352 211,6  |  | 451 423,0   | 1 427 396,4  |  | 465 059,0   | 1 604 845,0  |  |
| Akmola                        | 13 552,0  | 17 934,6   |  | 13 605,0  | 19 546,3   |  | 13 435,0  | 23 472,9   |  | 14 279,0  | 24 719,9   |  | 15 374,0  | 31 054,1   |  |
| Aktobe                        | 44 524,0  | 77 259,8   |  | 43 154,0  | 73 651,1   |  | 39 232,0  | 71 208,0   |  | 37 018,0  | 77 112,2   |  | 36 307,0  | 84 622,0   |  |
| Almaty                        | 14 758,0  | 26 857,2   |  | 12 827,0  | 25 316,0   |  | 11 600,0  | 26 488,8   |  | 11 249,0  | 30 257,1   |  | 12 388,0  | 33 170,2   |  |
| Atyrau                        | 35 360,0  | 199 387,0  |  | 34 927,0  | 179 664,3  |  | 38 073,0  | 237 593,9  |  | 43 649,0  | 249 195,8  |  | 52 326,0  | 313 047,4  |  |
| West-Kazakhstan               | 13 392,0  | 54 691,8   |  | 13 263,0  | 61 825,6   |  | 13 242,0  | 75 968,1   |  | 12 034,0  | 80 206,5   |  | 12 544,0  | 86 913,4   |  |
| Jambyl                        | 13 099,0  | 15 375,6   |  | 12 677,0  | 15 660,7   |  | 12 755,0  | 17 600,1   |  | 11 466,0  | 17 396,6   |  | 10 187,0  | 17 620,5   |  |
| Karaganda                     | 102 725,0   | 185 475,4  |  | 92 046,0  | 180 419,0  |  | 85 606,0  | 188 240,3  |  | 83 904,0  | 198 255,2  |  | 81 488,0  | 225 689,9  |  |
| Kostanay                      | 11 344,0  | 15 226,8   |  | 10 428,0  | 15 164,9   |  | 10 575,0  | 17 246,4   |  | 10 491,0  | 19 034,3   |  | 10 154,0  | 20 484,8   |  |
| Kyzylorda                     | 14 848,0  | 38 704,9   |  | 13 348,0  | 35 319,2   |  | 12 091,0  | 34 558,5   |  | 11 084,0  | 35 626,2   |  | 10 732,0  | 38 091,8   |  |
| Mangystau                     | 19 026,0  | 81 911,4   |  | 17 720,0  | 77 999,8   |  | 16 849,0  | 81 931,9   |  | 17 538,0  | 79 530,9   |  | 17 373,0  | 90 139,9   |  |
| South-Kazakhstan              | 17 895,0  | 31 946,3   |  | 16 941,0  | 35 032,5   |  | 16 213,0  | 37 924,9   |  | 15 041,0  | 39 213,5   |  |   |  |  |
| Pavlodar                      | 41 336,0  | 64 079,4   |  | 41 350,0  | 68 323,0   |  | 41 546,0  | 77 333,7   |  | 41 280,0  | 86 123,3   |  | 42 707,0  | 97 436,3   |  |
| North-Kazakhstan              | 4 393,0   | 5 740,6  |  | 3 851,0   | 5 312,6  |  | 8 723,0   | 16 601,1   |  | 8 279,0   | 18 088,2   |  | 8 235,0   | 18 630,3   |  |
| Turkistan                     |   |  |  |   |  |  |   |  |  |   |  |  | 6 036,0   | 22 106,5   |  |
| East-Kazakhstan               | 27 279,0  | 45 235,2   |  | 25 153,0  | 43 812,4   |  | 23 300,0  | 48 502,3   |  | 23 331,0  | 50 189,2   |  | 25 817,0  | 67 766,2   |  |
| Nur-Sultan city               | 22 979,0  | 65 837,2   |  | 24 904,0  | 78 910,1   |  | 25 413,0  | 98 528,8   |  | 23 252,0  | 102 793,3  |  | 21 530,0  | 94 738,4   |  |
| Almaty city                   | 82 497,0  | 257 291,1  |  | 80 706,0  | 266 300,8  |  | 82 988,0  | 299 011,9  |  | 87 528,0  | 319 654,1  |  | 90 076,0  | 338 577,5  |  |
| Shymkent city                 |   |  |  |   |  |  |   |  |  |   |  |  | 11 785,0  | 24 755,7   |  |

\*The data are presented in the form of 1-T (annual) "Work report".

### 3.4 Sales in domestic market by operating enterprises with the foreign capital participation\*

million tenge

|                               | 2014        |                         | 2015        |                         | 2016        |                         | 2017        |                         | 2018        |                         |
|-------------------------------|-------------|-------------------------|-------------|-------------------------|-------------|-------------------------|-------------|-------------------------|-------------|-------------------------|
|                               | total       | including to population | total       | including to population | total       | including to population | total       | including to population | total       | including to population |
| <b>Republic of Kazakhstan</b> | 3 468 747,5 | 666 413,3               | 3 047 837,7 | 655 918,0               | 3 609 447,1 | 771 067,4               | 5 212 681,6 | 869 356,2               | 7 123 743,4 | 1 117 475,5             |
| Akmola                        | 49 708,7    | 6 574,3                 | 51 607,8    | 7 044,7                 | 55 005,0    | 10 716,6                | 64 691,2    | 9 717,2                 | 55 271,9    | 2 103,0                 |
| Aktobe                        | 252 989,0   | 25 159,6                | 243 047,6   | 21 615,0                | 266 644,7   | 27 175,6                | 415 241,7   | 37 842,1                | 484 885,3   | 17 030,4                |
| Almaty                        | 70 160,8    | 31 887,8                | 78 421,4    | 35 016,2                | 82 519,4    | 42 076,8                | 102 338,5   | 48 514,4                | 54 716,6    | 7 773,6                 |
| Atyrau                        | 95 607,8    | 23 145,2                | 60 880,0    | 24 944,3                | 114 394,7   | 28 726,4                | 861 217,2   | 26 830,4                | 2 172 479,7 | 12 797,0                |
| West-Kazakhstan               | 83 744,6    | 12 505,1                | 66 916,3    | 13 099,5                | 98 754,1    | 16 371,3                | 115 006,4   | 16 475,3                | 134 630,3   | 11 142,5                |
| Jambyl                        | 28 971,6    | 10 282,8                | 27 749,4    | 13 010,6                | 34 474,2    | 18 447,7                | 38 641,2    | 22 379,9                | 26 368,7    | 3 141,6                 |
| Karaganda                     | 118 738,3   | 30 158,8                | 113 088,4   | 30 485,3                | 149 650,4   | 34 920,4                | 253 506,6   | 50 869,5                | 199 201,7   | 30 696,5                |
| Kostanay                      | 38 267,2    | 9 225,3                 | 40 031,6    | 9 744,0                 | 50 492,6    | 13 359,8                | 60 441,3    | 14 719,0                | 51 355,0    | 6 908,9                 |
| Kyzylorda                     | 21 224,7    | 6 508,1                 | 18 268,3    | 5 729,2                 | 17 315,8    | 6 994,2                 | 18 996,5    | 6 210,3                 | 14 493,4    | 1 025,1                 |
| Mangystau                     | 28 621,7    | 6 112,4                 | 31 625,2    | 14 315,1                | 32 345,6    | 14 853,9                | 41 268,3    | 14 314,9                | 27 846,0    | 458,7                   |
| South-Kazakhstan              | 97 434,0    | 16 569,3                | 87 937,1    | 31 913,4                | 123 131,3   | 43 606,0                | 149 647,6   | 41 233,9                |             |                         |
| Pavlodar                      | 47 288,1    | 18 642,3                | 60 640,8    | 22 165,2                | 58 728,5    | 22 076,9                | 71 895,9    | 24 354,9                | 57 716,6    | 12 399,4                |
| North-Kazakhstan              | 16 720,8    | 4 041,8                 | 18 550,5    | 3 789,8                 | 27 662,8    | 6 457,2                 | 63 649,6    | 10 978,1                | 36 352,2    | 5 881,2                 |
| Turkistan                     |             |                         |             |                         |             |                         |             |                         | 3 193,6     |                         |
| East-Kazakhstan               | 82 456,4    | 20 690,9                | 78 343,1    | 22 026,6                | 102 913,0   | 30 774,2                | 126 123,5   | 24 814,6                | 107 843,3   | 4 390,9                 |
| Nur-Sultan city               | 272 099,9   | 91 757,7                | 232 645,3   | 99 429,5                | 282 040,1   | 87 673,4                | 389 170,4   | 96 794,9                | 491 432,5   | 97 726,0                |
| Almaty city                   | 2 164 713,9 | 353 151,8               | 1 838 085,0 | 301 589,5               | 2 113 374,9 | 366 837,0               | 2 440 845,4 | 423 306,8               | 3 106 854,0 | 893 965,4               |
| Shymkent city                 |             |                         |             |                         |             |                         |             |                         | 99 102,6    | 10 035,2                |

\* The data are presented in the Form of 1-BT (annual) «Report on realization of goods and services».

### 3.5 Authorized capital of operating enterprises with the foreign capital participation by countries-foreign partners in 2018\*

|                          | Number of enterprises, units | Actually on January, 1 <sup>st</sup> , 2019, million tenge |
|--------------------------|------------------------------|--|
| Afghanistan              | 243                          | 332,1  |
| Albania                  | 4                            | 0,7  |
| American Samoa           | 3                            | 0,4  |
| Anguilla (Britain)       | 114                          | 15 815,9   |
| Armenia                  | 266                          | 730,8  |
| Australia                | 28                           | 3 895,5  |
| Austria                  | 79                           | 4 749,4  |
| Azerbaijan               | 783                          | 22 556,3   |
| Bahamas                  | 5                            | 1 277,3  |
| Bahrain                  | 3                            | 205,8  |
| Bangladesh               | 16                           | 2,0  |
| Belarus                  | 297                          | 1 130,0  |
| Belgium                  | 45                           | 19 638,4   |
| Belize                   | 30                           | 2 022,4  |
| Bermudas                 | 4                            | 144 205,8  |
| Bosnia and Herzegovina   | 3                            | 3,0  |
| Bulgaria                 | 71                           | 401,2  |
| Canada                   | 122                          | 3 625,6  |
| Cayman Islands (Britain) | 10                           | 1 649,9  |
| Channel Islands          | 3                            | 0,5  |
| China                    | 1 398                        | 327 343,6  |
| Croatia                  | 19                           | 3,3  |
| Cuba                     | 3                            | 0,3  |
| Cyprus                   | 189                          | 25 681,5   |
| Czech Republic           | 77                           | 5 063,9  |
| Denmark                  | 18                           | 951,6  |
| DPRK                     | 229                          | 2 295,4  |
| Ecuador                  | 3                            | 0,3  |
| Egypt                    | 27                           | 26,7   |
| Estonia                  | 53                           | 3 461,8  |
| Finland                  | 60                           | 7 044,9  |
| France                   | 100                          | 19 324,5   |
| Georgia                  | 171                          | 1 318,8  |
| Germany                  | 826                          | 98 076,7   |
| Gibraltar (Britain)      | 6                            | 297,4  |
| Greece                   | 30                           | 6,6  |
| Grenada                  | 3                            | 121,7  |
| Hong Kong                | 46                           | 5 388,0  |
| Hungary                  | 65                           | 2 978,2  |
| Iceland                  | 3                            | 0,3  |
| India                    | 310                          | 2 652,0  |
| Ireland                  | 43                           | 24 722,3   |
| Israel                   | 151                          | 424,5  |
| Italy                    | 210                          | 4 896,9  |
| Japan                    | 27                           | 5 561,8  |
| Jordan                   | 51                           | 176,9  |
| Kuwait                   | 4                            | 1,5  |
| Kyrgyzstan               | 1 178                        | 7 853,2  |
| Lebanon                  | 34                           | 5 947,5  |
| Liechtenstein            | 8                            | 3 389,4  |
| Lithuania                | 173                          | 27 348,3   |
| Luxembourg               | 56                           | 30 586,7   |
| Macedonia                | 4                            | 0,4  |
| Malaysia                 | 36                           | 2 058,8  |
| Malta                    | 4                            | 47,8   |

Continuation

|                                  | Number of enterprises, units | Actually on January, 1 <sup>st</sup> , 2019, million tenge |
|----------------------------------|------------------------------|--|
| Marshall Islands (USA)           | 9                            | 1 621,9  |
| Mauritius                        | 4                            | 29,0   |
| Mongolia                         | 29                           | 45,5   |
| Nepal                            | 4                            | 0,5  |
| Netherlands                      | 524                          | 1 121 762,6  |
| Netherlands antilles             | 19                           | 43 436,8   |
| New Zealand                      | 7                            | 64,6   |
| Nigeria                          | 48                           | 4,7  |
| Norway                           | 12                           | 694,7  |
| Pakistan                         | 229                          | 1 169,3  |
| Panama                           | 32                           | 6 575,8  |
| Poland                           | 140                          | 4 693,3  |
| Portugal                         | 15                           | 92,3   |
| Qatar                            | 4                            | 14 257,4   |
| Romania                          | 23                           | 180 987,6  |
| Russia                           | 11 784                       | 345 125,7  |
| Saint Vincent and the Grenadines | 3                            | 265,9  |
| Samoa                            | 6                            | 0,8  |
| Saudi Arabia                     | 15                           | 9,5  |
| Serbia                           | 14                           | 24,2   |
| Seychelles                       | 48                           | 10 166,5   |
| Sierra Leone                     | 3                            | 0,0  |
| Singapore                        | 124                          | 85 070,6   |
| Slovakia                         | 36                           | 928,2  |
| Slovenia                         | 9                            | 46,0   |
| South Africa                     | 13                           | 1,9  |
| Spain                            | 57                           | 600,8  |
| Sweden                           | 26                           | 3 311,4  |
| Switzerland                      | 156                          | 298 802,3  |
| Syrian Arab Republic             | 21                           | 42,2   |
| Tajikistan                       | 241                          | 1 848,7  |
| Thailand                         | 3                            | 232,7  |
| The Republic of Korea            | 560                          | 25 105,9   |
| The Republic of Latvia           | 105                          | 1 055,1  |
| The Republic of Moldova          | 59                           | 259,4  |
| Turkey                           | 2 721                        | 163 457,2  |
| Turkmenistan                     | 50                           | 827,9  |
| Tuvalu                           | 3                            | 5,2  |
| UAE                              | 171                          | 66 340,6   |
| Uganda                           | 5                            | 0,2  |
| Ukraine                          | 1 234                        | 9 884,7  |
| USA                              | 328                          | 197 114,4  |
| Uzbekistan                       | 1 894                        | 54 642,6   |
| Vietnam                          | 4                            | 70,0   |
| Virgin Islands (British)         | 209                          | 41 489,5   |
| Virgin Islands, USA              | 22                           | 1 846,3  |
| Other                            | 2 117                        | 639 758,4  |

\* Information is given according to the business register.

Foreign Trade of the Republic of Kazakhstan/ Statistical compilation/ Nur-Sultan 2019

Responsible for release:

Committee on statistics Ministry of National economy of the Republic of Kazakhstan

Division of services and energy statistics

Tel. +7 7172 749524

Head of the Division

Karaulova G.S.

Tel. +7 7172 749060

Computer layout and design:

«TNG» LTD

Address: Nur-Sultan city, Zhenis 35A

Tel. +7 7172 577896

